

INTERNAL TURNING HOLDER SERIES

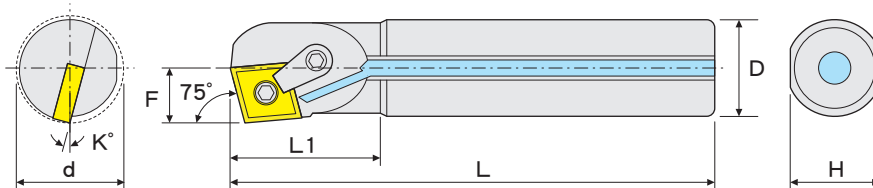
內徑車刀桿系列



西門德克

內徑車刀桿

INTERNAL TURNING HOLDER

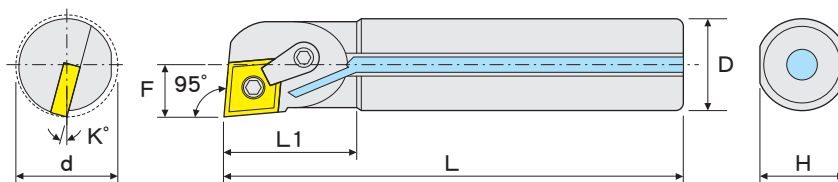


d = 最小車徑 d = Min. Bore Dia. / 右車刀桿圖示 Right-Hand Shown

鋼材柄訂購編號 Order No. (Steel Shank)		尺寸 Dimension (mm)						最小車徑 d	搭配刀片 Insert	配件 Spare Parts
無出水孔 Non-coolant	出水孔 Coolant	F	L1	H	L	D	K			
S20R-MCKN ^R / _L -12	A20R-MCKN ^R / _L -12	13.0	40	18	200	20	15°	25	CN..1204..	1
S25R-MCKN ^R / _L -12	A25R-MCKN ^R / _L -12	15.5	40	23	200	25	13°	30		
S32S-MCKN ^R / _L -12	A32S-MCKN ^R / _L -12	19.5	48	30	250	32	13°	40		2
S40T-MCKN ^R / _L -12	A40T-MCKN ^R / _L -12	25.5	55	37	300	40	12°	50		
S50U-MCKN ^R / _L -12	A50U-MCKNR-12	30.5	60	47	350	50	10°	60		
S60V-MCKN ^R / _L -12	—	35.5	60	57	400	60	9°	70		

配件 Spare Parts	Shim	Pin	Wrench	Clamp	Screw	Wrench
1	—	MLP44-A	PL25	MC620	MS620TX	ETL15
2	CMS432	MLP46-A	PL25	MC620	MS625TX	ETL15

▶ 搭配刀片 Insert → Page : B10

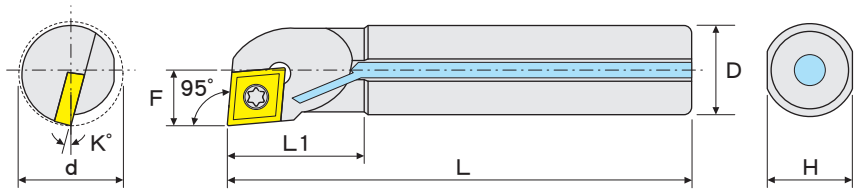


d = 最小車徑 d = Min. Bore Dia. / 右車刀桿圖示 Right-Hand Shown

鋼材柄訂購編號 Order No. (Steel Shank)		尺寸 Dimension (mm)						最小車徑 d	搭配刀片 Insert	配件 Spare Parts
無出水孔 Non-coolant	出水孔 Coolant	F	L1	H	L	D	K			
S20R-MCLN ^R / _L -12	A20R-MCLN ^R / _L -12	13.0	40	18	200	20	15°	25	CN..1204..	1
S25R-MCLN ^R / _L -12	A25R-MCLN ^R / _L -12	15.5	40	23	200	25	13°	30		
S32S-MCLN ^R / _L -12	A32S-MCLN ^R / _L -12	19.5	48	30	250	32	13°	40		2
S40T-MCLN ^R / _L -12	A40T-MCLN ^R / _L -12	25.5	55	37	300	40	12°	50		
S50U-MCLN ^R / _L -12	—	30.5	60	47	350	50	10°	60		
S60V-MCLN ^R / _L -12	A60V-MCLN ^R / _L -12	35.5	60	57	400	60	9°	70		

配件 Spare Parts	Shim	Pin	Wrench	Clamp	Screw	Wrench
1	—	MLP44-A	PL25	MC620	MS620TX	ETL15
2	CMS432	MLP46-A	PL25	MC620	MS625TX	ETL15

▶ 搭配刀片 Insert → Page : B10

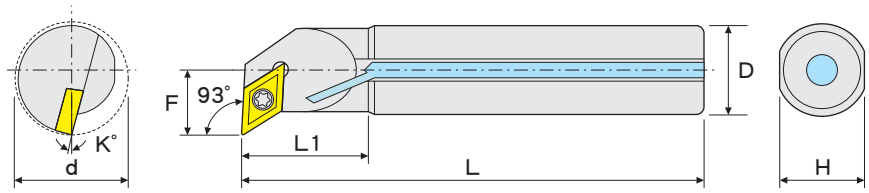


d = 最小車徑 d = Min. Bore Dia. / 右車刀桿圖示 Right-Hand Shown

鋼材柄訂購編號 Order No. (Steel Shank)		尺寸 Dimension (mm)						最小車徑 d	搭配刀片 Insert	配件 Spare Parts
無出水孔 Non-coolant	出水孔 Coolant	F	L1	H	L	D	K			
S08K-SCLC ^{R/L} -06	A08K-SCLC ^{R/L} -06	5.0	20	7	125	8	15°	10	CC..0602..	1
S08K-SCLC ^{R/L} -06-D09	A08K-SCLC ^{R/L} -06-D09	4.5	20	7	125	8	15°	9		
S10K-SCLC ^{R/L} -06	A10K-SCLC ^{R/L} -06	6.0	22	9	125	10	13°	12		
S10K-SCLC ^{R/L} -06-D11	A10K-SCLC ^{R/L} -06-D11	5.5	22	9	125	10	13°	11		
S12M-SCLC ^{R/L} -06	A12M-SCLC ^{R/L} -06	8.0	26	11	150	12	10°	16		
S12M-SCLC ^{R/L} -06-D13	A12M-SCLC ^{R/L} -06-D13	6.5	26	11	150	12	10°	13		
S14Q-SCLC ^{R/L} -06	A14Q-SCLC ^{R/L} -06	8.0	26	13	180	14	10°	16		
S16Q-SCLC ^{R/L} -06	A16Q-SCLC ^{R/L} -06	10.0	32	15	180	16	7°	20		
S12M-SCLC ^{R/L} -09	A12M-SCLC ^{R/L} -09	8.0	26	11	150	12	10°	16	CC..09T3..	2
S14Q-SCLC ^{R/L} -09	A14Q-SCLC ^{R/L} -09	8.0	26	13	180	14	10°	16		
S15Q-SCLC ^{R/L} -09	A15Q-SCLC ^{R/L} -09	8.5	32	14	180	15	10°	17		
S16Q-SCLC ^{R/L} -09	A16Q-SCLC ^{R/L} -09	10.0	32	15	180	16	7°	20		
S16Q-SCLC ^{R/L} -09-D18	A16Q-SCLC ^{R/L} -09-D18	9.0	32	15	180	16	7°	18		
S18Q-SCLC ^{R/L} -09	A18Q-SCLC ^{R/L} -09	10.0	32	17	180	18	7°	20		
S20R-SCLC ^{R/L} -09	A20R-SCLC ^{R/L} -09	13.0	40	18	200	20	5°	25		
S22R-SCLC ^{R/L} -09	—	13.0	40	20	200	22	5°	25		
S25R-SCLC ^{R/L} -09	A25R-SCLC ^{R/L} -09	15.0	40	23	200	25	5°	30	3	
S32S-SCLC ^{R/L} -09	A32S-SCLC ^{R/L} -09	19.5	48	30	250	32	5°	38		
S32S-SCLC ^{R/L} -12	A32S-SCLC ^{R/L} -12	20.0	48	30	250	32	5°	38	4	
S40T-SCLC ^{R/L} -12	A40T-SCLC ^{R/L} -12	26.0	55	37	300	40	3°	50		
S40V-SCLC ^{R/L} -12	A40V-SCLC ^{R/L} -12	26.0	55	37	400	40	3°	50		
									CC..1204..	5

配件 Spare Parts	Screw	Wrench
1	MS2506A	ETF09
2	MS4008A	ETF15
3	MS4009A	ETF15
4	MS4011A	ETF15
5	MS5011A	ETF20

▶ 搭配刀片 Insert → Page : B05



d = 最小車徑 d = Min. Bore Dia. / 右車刀桿圖示 Right-Hand Shown

鋼材柄訂購編號 Order No. (Steel Shank)		尺寸 Dimension (mm)						最小車徑 d	搭配刀片 Insert	配件 Spare Parts
無出水孔 Non-coolant	出水孔 Coolant	F	L1	H	L	D	K			
S10K-SDUC ^R / _L -07	A10K-SDUC ^R / _L -07	7.0	25	9	125	10	13°	13	DC..0702..	1
S12M-SDUC ^R / _L -07	A12M-SDUC ^R / _L -07	8.5	30	11	150	12	10°	16		
S16Q-SDUC ^R / _L -07	A16Q-SDUC ^R / _L -07	11.0	30	15	180	16	7°	20		
S20R-SDUC ^R / _L -07	A20R-SDUC ^R / _L -07	12.5	40	18	200	20	7°	25		
S16Q-SDUC ^R / _L -11	A16Q-SDUC ^R / _L -11	11.0	30	15	180	16	7°	20	DC..11T3..	2
S20R-SDUC ^R / _L -11	A20R-SDUC ^R / _L -11	13.0	40	18	200	20	7°	25		
S25R-SDUC ^R / _L -11	A25R-SDUC ^R / _L -11	16.0	45	23	200	25	5°	32		
S25S-SDUC ^R / _L -11	—	16.0	45	23	250	25	5°	32		
S32S-SDUC ^R / _L -11	A32S-SDUC ^R / _L -11	20.0	48	30	250	32	5°	40		
S40T-SDUC ^R / _L -11	A40T-SDUC ^R / _L -11	26.0	55	37	300	40	3°	50		

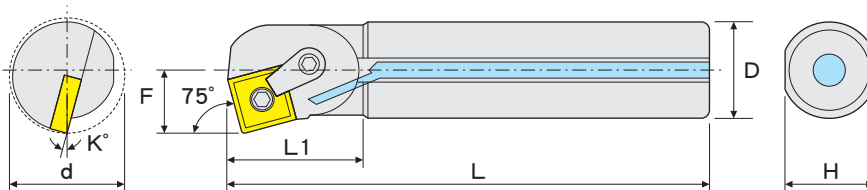
鋼材柄訂購編號 Order No. (Steel Shank)		尺寸 Dimension (mm)						最小車徑 d	搭配刀片 Insert	配件 Spare Parts
無出水孔 Non-coolant	出水孔 Coolant	F	L1	H	L	D	K			
C10K-SDUC ^R / _L -07	E10K-SDUC ^R / _L -07	7.0	25	9.2	125	10	13°	13	DC..0702..	1
C10M-SDUCR-07	E10M-SDUCR-07	7.0	25	9.2	150	10	13°	13		
C12M-SDUC ^R / _L -07	E12M-SDUC ^R / _L -07	8.5	30	11.2	150	12	10°	16		
C12Q-SDUCR-07	E12Q-SDUCR-07	8.5	30	11.2	180	12	10°	16		
C16R-SDUCR-07	E16R-SDUCR-07	11.0	30	15.2	200	16	7°	20	DC..11T3..	2
C16R-SDUC ^R / _L -11	E16R-SDUC ^R / _L -11	11.0	30	15.2	200	16	7°	20		
C20R-SDUC ^R / _L -11	E20R-SDUC ^R / _L -11	13.0	40	19.2	200	20	7°	25		
C25S-SDUCR-11	E25S-SDUCR-11	16.0	45	24.2	250	25	5°	32		

配件 Spare Parts	Screw 	Wrench
1	MS2506B	ETF09
2	MS4009A	ETF15

▶ 搭配刀片 Insert → Page : B06

內徑車刀桿

INTERNAL TURNING HOLDER

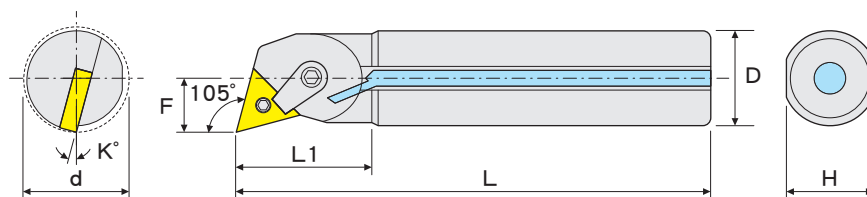


d = 最小車徑 d = Min. Bore Dia. / 右車刀桿圖示 Right-Hand Shown

鋼材柄訂購編號 Order No. (Steel Shank)		尺寸 Dimension (mm)						最小車徑 d	搭配刀片 Insert	配件 Spare Parts
無出水孔 Non-coolant	出水孔 Coolant	F	L1	H	L	D	K			
S25R-MSKN ^R / _L -12	A25R-MSKN ^R / _L -12	15.0	40	23	200	25	13°	30	SN..1204..	1
S32S-MSKN ^R / _L -12	A32S-MSKN ^R / _L -12	19.5	48	30	250	32	13°	40		2
S40T-MSKN ^R / _L -12	—	25.5	55	37	300	40	12°	50		
S50U-MSKN ^R / _L -12	—	30.5	60	47	350	50	10°	60		
S60V-MSKN ^R / _L -12	—	36.0	60	57	400	60	9°	70		

配件 Spare Parts	Shim	Pin	Wrench	Clamp	Screw	Wrench
1	—	MLP44-A	PL25	MC620	MS620TX	ETL15
2	SMS432	MLP46-A	PL25	MC620	MS625TX	ETL15

▶ 搭配刀片 Insert → Page : B11

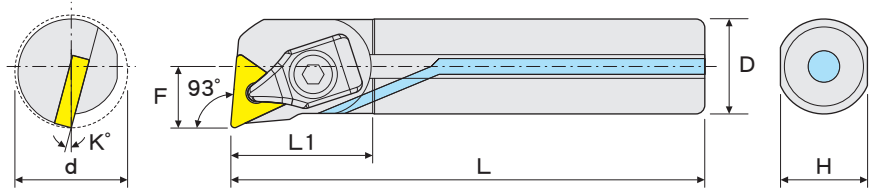


d = 最小車徑 d = Min. Bore Dia. / 右車刀桿圖示 Right-Hand Shown

鋼材柄訂購編號 Order No. (Steel Shank)		尺寸 Dimension (mm)						最小車徑 d	搭配刀片 Insert	配件 Spare Parts
無出水孔 Non-coolant	出水孔 Coolant	F	L1	H	L	D	K			
S20R-MTQN ^R / _L -16	A20R-MTQN ^R / _L -16	13	40	18	200	20	15°	25	TN..1604..	1
S25R-MTQN ^R / _L -16	A25R-MTQN ^R / _L -16	15	40	23	200	25	13°	30		2
S32S-MTQN ^R / _L -16	A32S-MTQN ^R / _L -16	20	48	30	250	32	13°	40		

配件 Spare Parts	Shim	Pin	Wrench	Clamp	Screw	Wrench
1	—	MLP33L-A	PL20	MC515	MS520TX	ETL10
2	TWS322	MLP34L-A	PL20	MC620	MS625TX	ETL15

▶ 搭配刀片 Insert → Page : B12, 13

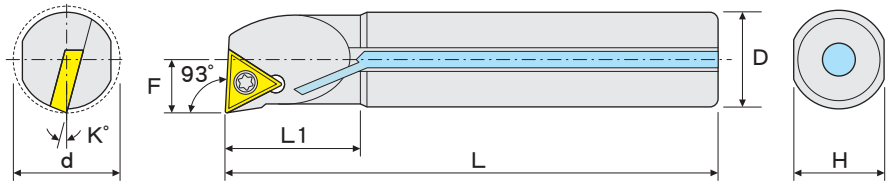



d = 最小車徑 d = Min. Bore Dia. / 右車刀桿圖示 Right-Hand Shown

鋼材柄訂購編號 Order No. (Steel Shank)		尺寸 Dimension (mm)						最小車徑 d	搭配刀片 Insert	配件 Spare Parts
無出水孔 Non-coolant	出水孔 Coolant	F	L1	H	L	D	K			
S20R-DTUN ^{R/L} -16	A20R-DTUN ^{R/L} -16	14.0	40	18	200	20	15°	28	TN..1604..	1
S25R-DTUN ^{R/L} -16	A25R-DTUN ^{R/L} -16	15.5	40	23	200	25	13°	30		
S25S-DTUN ^{R/L} -16	—	15.5	40	23	250	25	13°	30		2
S32S-DTUN ^{R/L} -16	A32S-DTUN ^{R/L} -16	19.5	48	30	250	32	13°	40		

配件 Spare Parts	Shim	Screw	Wrench	Clamp	Wrench
1	—	—	—	MCD324	ETL20
2	TWS322	MS4008H	PL25	MCD324B	PL40

▶ 搭配刀片 Insert → Page : B12, 13

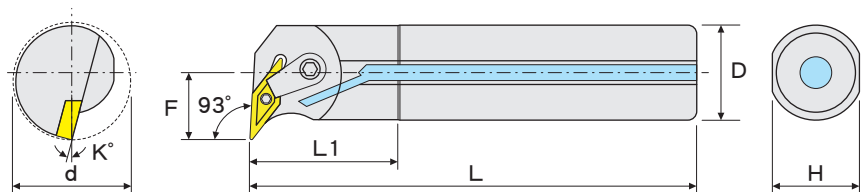


d = 最小車徑 d = Min. Bore Dia. / 右車刀桿圖示 Right-Hand Shown

鋼材柄訂購編號 Order No. (Steel Shank)		尺寸 Dimension (mm)						最小車徑 d	搭配刀片 Insert	配件 Spare Parts
無出水孔 Non-coolant	出水孔 Coolant	F	L1	H	L	D	K			
S10K-STUC ^{R/L} -11	A10K-STUC ^{R/L} -11	6.0	22	9	125	10	13°	12	TC..1102..	1
S12M-STUC ^{R/L} -11	A12M-STUC ^{R/L} -11	8.0	26	11	150	12	10°	16		
S12M-STUC ^{R/L} -11-D13	A12M-STUC ^{R/L} -11-D13	6.5	26	11	150	12	10°	13		
S16Q-STUC ^{R/L} -11	A16Q-STUC ^{R/L} -11	10.0	32	15	180	16	7°	20		
S16Q-STUC ^{R/L} -11-D18	A16Q-STUC ^{R/L} -11-D18	9.0	32	15	180	16	7°	18	TC..16T3..	2
S20R-STUC ^{R/L} -16	A20R-STUC ^{R/L} -16	13.0	40	18	200	20	7°	25		
S25R-STUC ^{R/L} -16	A25R-STUC ^{R/L} -16	15.0	40	23	200	25	5°	30		
S32S-STUC ^{R/L} -16	A32S-STUC ^{R/L} -16	20.0	48	30	250	32	5°	38		
S32T-STUC ^{R/L} -16	A32T-STUC ^{R/L} -16	20.0	48	30	300	32	5°	38		

配件 Spare Parts	Screw	Wrench
1	MS2506A	ETF09
2	MS4011A	ETF15

▶ 搭配刀片 Insert → Page : B07

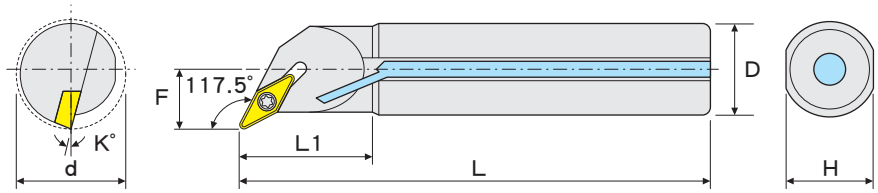


d = 最小車徑 d = Min. Bore Dia. / 右車刀桿圖示 Right-Hand Shown

鋼材柄訂購編號 Order No. (Steel Shank)		尺寸 Dimension (mm)						最小車徑 d	搭配刀片 Insert	配件 Spare Parts
無出水孔 Non-coolant	出水孔 Coolant	F	L1	H	L	D	K			
S25R-MVUN ^{R/L} -16	A25R-MVUN ^{R/L} -16	18	45	23	200	25	13°	32	VN..1604..	1
S32S-MVUN ^{R/L} -16	A32S-MVUN ^{R/L} -16	21	50	30	250	32	13°	40		2
S40T-MVUN ^{R/L} -16	A40T-MVUN ^{R/L} -16	26	55	37	300	40	10°	50		
S50U-MVUN ^{R/L} -16	A50U-MVUN ^{R/L} -16	32	60	47	350	50	9°	60		

配件 Spare Parts	Shim	Pin	Wrench	Clamp	Screw	Wrench
1	—	MLP33L-A	PL20	MC515	MS520TX	ETL10
2	VMS322	MLP34L-A	PL20	MC620	MS625TX	ETL15

▶ 搭配刀片 Insert → Page : B13

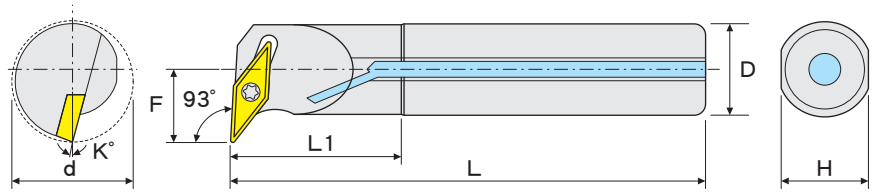


d = 最小車徑 d = Min. Bore Dia. / 右車刀桿圖示 Right-Hand Shown

鋼材柄訂購編號 Order No. (Steel Shank)		尺寸 Dimension (mm)						最小車徑 d	搭配刀片 Insert	配件 Spare Parts
無出水孔 Non-coolant	出水孔 Coolant	F	L1	H	L	D	K			
S12M-SVQB ^{R/L} -11	A12M-SVQB ^{R/L} -11	9.0	28	11	150	12	10°	16	VB..1103..	1
S16Q-SVQB ^{R/L} -11	A16Q-SVQB ^{R/L} -11	11.0	35	15	180	16	7°	20		
S20R-SVQB ^{R/L} -11	A20R-SVQB ^{R/L} -11	13.0	40	18	200	20	7°	25		
S20R-SVQB ^{R/L} -16	A20R-SVQB ^{R/L} -16	13.5	40	18	200	20	5°	27	VB..1604..	2
S25R-SVQB ^{R/L} -16	A25R-SVQB ^{R/L} -16	16.0	45	23	200	25	5°	32		
S25S-SVQB ^{R/L} -16	A25S-SVQB ^{R/L} -16	16.0	45	23	250	25	5°	32		
S32S-SVQB ^{R/L} -16	A32S-SVQB ^{R/L} -16	20.0	48	30	250	32	5°	40		3
S32V-SVQB ^{R/L} -16	—	20.0	48	30	400	32	5°	40		
S40T-SVQB ^{R/L} -16	—	25.5	60	37	300	40	5°	50		
S40V-SVQB ^{R/L} -16	—	25.5	60	37	400	40	5°	50		

配件 Spare Parts	Shim	Screw	Wrench	Screw	Wrench
1	—	—	—	MS2506A	ETF09
2	—	—	—	MS3509B	ETF15
3	VSS322	MDS05035S	PL35	MS3512B	ETF15

▶ 搭配刀片 Insert → Page : B08

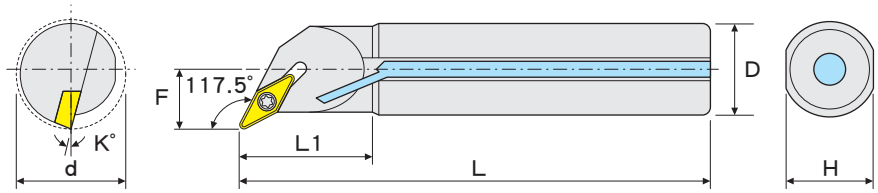


d = 最小車徑 d = Min. Bore Dia. / 右車刀桿圖示 Right-Hand Shown

鋼材柄訂購編號 Order No. (Steel Shank)		尺寸 Dimension (mm)						最小車徑 d	搭配刀片 Insert	配件 Spare Parts
無出水孔 Non-coolant	出水孔 Coolant	F	L1	H	L	D	K			
S16Q-SVUB ^R / _L -11	A16Q-SVUB ^R / _L -11	13	30	15	180	16	7°	22	VB..1103..	1
S20R-SVUB ^R / _L -11	A20R-SVUB ^R / _L -11	15	40	18	200	20	7°	27		
S25R-SVUB ^R / _L -16	A25R-SVUB ^R / _L -16	18	45	23	200	25	5°	32	VB..1604..	2
S25S-SVUB ^R / _L -16	A25S-SVUB ^R / _L -16	18	45	23	250	25	5°	32		
S32S-SVUB ^R / _L -16	A32S-SVUB ^R / _L -16	22	50	30	250	32	5°	40		
S40T-SVUB ^R / _L -16	A40T-SVUB ^R / _L -16	27	55	37	300	40	5°	50		
S40U-SVUB ^R / _L -16	—	27	55	37	350	40	5°	50	3	
S40V-SVUB ^R / _L -16	—	27	55	37	400	40	5°	50		

配件 Spare Parts	Shim	Screw	Wrench	Screw	Wrench
1	—	—	—	MS2506A	ETF09
2	—	—	—	MS3509B	ETF15
3	VSS322	MDS05035S	PL35	MS3512B	ETF15
4	—	—	—	MS2005A	ETF06

▶ 搭配刀片 Insert → Page : B08

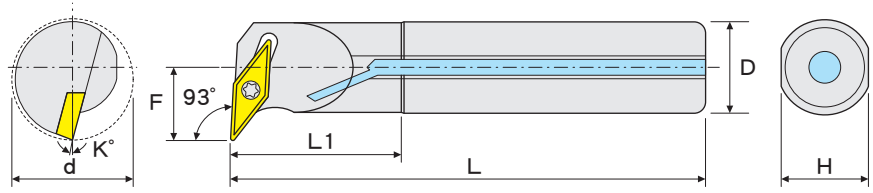


d = 最小車徑 d = Min. Bore Dia. / 右車刀桿圖示 Right-Hand Shown

鋼材柄訂購編號 Order No. (Steel Shank)		尺寸 Dimension (mm)						最小車徑 d	搭配刀片 Insert	配件 Spare Parts
無出水孔 Non-coolant	出水孔 Coolant	F	L1	H	L	D	K			
S12M-SVQC ^{R/L} -11	A12M-SVQC ^{R/L} -11	9.0	28	11	150	12	10°	16	VC..1103..	1
S16Q-SVQC ^{R/L} -11	A16Q-SVQC ^{R/L} -11	11.0	35	15	180	16	7°	20		
S20R-SVQC ^{R/L} -11	A20R-SVQC ^{R/L} -11	13.0	40	18	200	20	7°	25		
S20R-SVQC ^{R/L} -16	A20R-SVQC ^{R/L} -16	13.5	40	18	200	20	5°	27	VC..1604..	2
S25R-SVQC ^{R/L} -16	A25R-SVQC ^{R/L} -16	16.0	45	23	200	25	5°	32		
S25S-SVQC ^{R/L} -16	A25S-SVQC ^{R/L} -16	16.0	45	23	250	25	5°	32		
S32S-SVQC ^{R/L} -16	A32S-SVQC ^{R/L} -16	20.0	48	30	250	32	5°	40		
S40T-SVQC ^{R/L} -16	—	25.5	60	37	300	40	5°	50	3	
S40V-SVQC ^{R/L} -16	—	25.5	60	37	400	40	5°	50		

配件 Spare Parts	Shim	Screw	Wrench	Screw	Wrench
1	—	—	—	MS2506A	ETF09
2	—	—	—	MS3509B	ETF15
3	VSS322	MDS05035S	PL35	MS3512B	ETF15

▶ 搭配刀片 Insert → Page : B09

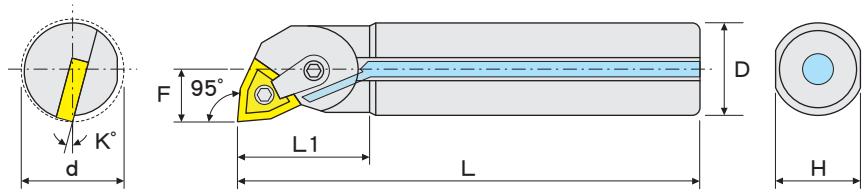



d = 最小車徑 d = Min. Bore Dia. / 右車刀桿圖示 Right-Hand Shown

鋼材柄訂購編號 Order No. (Steel Shank)		尺寸 Dimension (mm)						最小車徑 d	搭配刀片 Insert	配件 Spare Parts
無出水孔 Non-coolant	出水孔 Coolant	F	L1	H	L	D	K			
S12M-SVUC ^{R/L} -08	A12M-SVUC ^{R/L} -08	9.5	26	11	150	12	10°	16	VC..0802..	4
S16Q-SVUC ^{R/L} -11	A16Q-SVUC ^{R/L} -11	13.0	30	15	180	16	7°	22	VC..1103..	1
S20R-SVUC ^{R/L} -11	A20R-SVUC ^{R/L} -11	15.0	40	18	200	20	7°	27	VC..1604..	1
S25R-SVUC ^{R/L} -16	A25R-SVUC ^{R/L} -16	18.0	45	23	200	25	5°	32		2
S25S-SVUC ^{R/L} -16	A25S-SVUC ^{R/L} -16	18.0	45	23	250	25	5°	32		3
S32S-SVUC ^{R/L} -16	A32S-SVUC ^{R/L} -16	22.0	50	30	250	32	5°	40		
S40T-SVUC ^{R/L} -16	A40T-SVUC ^{R/L} -16	27.0	55	37	300	40	5°	50		
S40U-SVUC ^{R/L} -16	A40U-SVUC ^{R/L} -16	27.0	55	37	350	40	5°	50		
S40V-SVUC ^{R/L} -16	A40V-SVUC ^{R/L} -16	27.0	55	37	400	40	5°	50		

配件 Spare Parts	Shim	Screw	Wrench	Screw	Wrench
1	—	—	—	MS2506A	ETF09
2	—	—	—	MS3509B	ETF15
3	VSS322	MDS05035S	PL35	MS3512B	ETF15
4	—	—	—	MS2005A	ETF06

▶ 搭配刀片 Insert → Page : B09



d = 最小車徑 d = Min. Bore Dia. / 右車刀桿圖示 Right-Hand Shown

鋼材柄訂購編號 Order No. (Steel Shank)		尺寸 Dimension (mm)						最小車徑 d	搭配刀片 Insert	配件 Spare Parts
無出水孔 Non-coolant	出水孔 Coolant	F	L1	H	L	D	K			
S20R-MWLN ^{R/L} -08	A20R-MWLN ^{R/L} -08	13.0	40	18	200	20	15°	25	WN..0804..	1
S25R-MWLN ^{R/L} -08	A25R-MWLN ^{R/L} -08	15.0	40	23	200	25	13°	30		2
S32S-MWLN ^{R/L} -08	A32S-MWLN ^{R/L} -08	20.0	48	30	250	32	13°	40		3
S40T-MWLN ^{R/L} -08	A40T-MWLN ^{R/L} -08	25.5	55	37	300	40	10°	50		
S50U-MWLN ^{R/L} -08	—	30.5	60	47	350	50	9°	60		
S50V-MWLN ^{R/L} -08	A50V-MWLN ^{R/L} -08	30.5	60	47	400	50	9°	60		
S60V-MWLN ^{R/L} -08	—	35.5	60	57	400	60	8°	70		

配件 Spare Parts	Shim	Pin	Wrench	Clamp	Screw	Wrench
1	—	MLP44-A	PL25	MC515	MS520TX	ETL10
2	WMS432	MLP46-A	PL25	MC515	MS520TX	ETL10
3	WMS432	MLP46-A	PL25	MC620	MS625TX	ETL15

▶ 搭配刀片 Insert → Page : B14