



# 鎢鋼鑽頭/鉸刀系列

Carbide Drills / Reamers

泛用鋼材  
≤ 50HRC

鑄鐵


軟材質加工  
鋁合金

For general steel(≤50HRC), cast iron and aluminum alloy machining.

# 鎢鋼圓棒/極細鎢鋼圓棒(全磨光)

## MICRO GRAIN CARBIDE RODS- GROUND/ ULTRA CARBIDE RODS- GROUND

- CL0000
- ML0000



※ 非標品，點數型依需求生產！  
 ※ Non-Standard Special & Decimal  
 Rods are on Request.

編號 Order No.	素材 Material	粒徑 Grain Size	鈷 Co %	公差 Tolerance
CL	鎢鋼 Micro Grain	0.6 μm	10%	h6
ML	極細鎢鋼 Ultra	0.4 μm	12%	h6


外徑 D	全長 L	訂購編號 Order No.
0.5	100	CL0050
1.0	100	CL0100
1.5	100	CL0150
2.0	100	CL0200
2.5	100	CL0250
3.0	100	CL0300
3.5	100	CL0350
4.0	100	CL0400
4.5	100	CL0450
5.0	100	CL0500
5.5	100	CL0550
6.0	100	CL0600
6.5	100	CL0650
7.0	100	CL0700
7.5	100	CL0750
8.0	100	CL0800
8.5	100	CL0850
9.0	100	CL0900
9.5	100	CL0950
10.0	100	CL1000
10.5	100	CL1050
11.0	100	CL1100
11.5	100	CL1150
12.0	100	CL1200
13.0	100	CL1300
14.0	100	CL1400
15.0	100	CL1500
16.0	100	CL1600
17.0	100	CL1700
18.0	100	CL1800
19.0	100	CL1900
20.0	100	CL2000
21.0	100	CL2100
22.0	100	CL2200
23.0	100	CL2300
24.0	100	CL2400
25.0	100	CL2500

外徑 D	全長 L	訂購編號 Order No.
0.5	100	ML0050
1.0	100	ML0100
1.5	100	ML0150
2.0	100	ML0200
2.5	100	ML0250
3.0	100	ML0300
3.5	100	ML0350
4.0	100	ML0400
4.5	100	ML0450
5.0	100	ML0500
5.5	100	ML0550
6.0	100	ML0600
6.5	100	ML0650
7.0	100	ML0700
7.5	100	ML0750
8.0	100	ML0800
8.5	100	ML0850
9.0	100	ML0900
9.5	100	ML0950
10.0	100	ML1000
10.5	100	ML1050
11.0	100	ML1100
11.5	100	ML1150
12.0	100	ML1200
13.0	100	ML1300
14.0	100	ML1400
15.0	100	ML1500
16.0	100	ML1600
17.0	100	ML1700
18.0	100	ML1800
19.0	100	ML1900
20.0	100	ML2000
21.0	100	ML2100
22.0	100	ML2200
23.0	100	ML2300
24.0	100	ML2400
25.0	100	ML2500

# 鎢鋼中心鑽頭- 2刃

## MICRO GRAIN CARBIDE CENTER DRILLS

### · CDC000060




刃徑 d	公差 Tolerance
$\phi$	+0.02



48

刃徑 d	刃長 L1	全長 L	柄徑 D	60° 白刀訂購編號 Uncoated Order No.
0.80	1.0	32	4	CDC008060
1.00	1.3	32	4	CDC010060
1.25	1.6	32	4	CDC012560
1.60	2.0	32	4	CDC016060
2.00	2.6	40	5	CDC020060
2.50	3.2	45	6	CDC025060
3.00	3.9	60	8	CDC030060
3.15	3.9	60	8	CDC031560
4.00	5.2	75	10	CDC040060
5.00	6.6	75	12	CDC050060

### · CDC000090



刃徑 d	公差 Tolerance
$\phi$	+0.02



48

刃徑 d	刃長 L1	全長 L	柄徑 D	90° 白刀訂購編號 Uncoated Order No.
0.80	1.0	32	4	CDC008090
1.00	1.3	32	4	CDC010090
1.25	1.6	32	4	CDC012590
1.60	2.0	32	4	CDC016090
2.00	2.6	40	5	CDC020090
2.50	3.2	45	6	CDC025090
3.00	3.9	60	8	CDC030090
3.15	3.9	60	8	CDC031590
4.00	5.2	75	10	CDC040090
5.00	6.6	75	12	CDC050090


→ 切削條件表 P.277  
Cutting Condition

→ 技術資料 P.310  
Technical Data

# 鎢鋼定點鑽- 標準型- 2刃

## MICRO GRAIN CARBIDE SPOTTING DRILLS- 2F

- CDP000090
- CDP0000C0



代碼	角度
C0	120




49

刃徑 d	溝長 L1	全長 L	柄徑 D	90° 白刀訂購編號 Uncoated Order No.	120° 白刀訂購編號 Uncoated Order No.
3.0	10	40	3	CDP030090	CDP0300C0
4.0	12	50	4	CDP040090	CDP0400C0
5.0	15	50	5	CDP050090	CDP0500C0
6.0	20	50	6	CDP060090	CDP0600C0
8.0	25	60	8	CDP080090	CDP0800C0
10.0	25	75	10	CDP100090	CDP1000C0
12.0	30	75	12	CDP120090	CDP1200C0
16.0	35	100	16	CDP160090	CDP1600C0

# 鎢鋼定點鑽- 長柄型- 2刃

## MICRO GRAIN CARBIDE SPOTTING DRILLS- LONG SHANK- 2F

- CDPL000090
- CDPL0000C0



代碼	角度
C0	120




49

刃徑 d	溝長 L1	全長 L	柄徑 D	90° 白刀訂購編號 Uncoated Order No.	120° 白刀訂購編號 Uncoated Order No.
4.0	15	75	4	CDPL040090	CDPL0400C0
5.0	15	75	5	CDPL050090	CDPL0500C0
6.0	20	100	6	CDPL060090	CDPL0600C0
8.0	25	125	8	CDPL080090	CDPL0800C0
10.0	25	150	10	CDPL100090	CDPL1000C0
12.0	30	150	12	CDPL120090	CDPL1200C0
16.0	35	150	16	CDPL160090	CDPL1600C0

# 鎢鋼微徑鑽頭- 標準型- 2刃

MICRO GRAIN CARBIDE DRILL- Endmill Shank-Standard- 2F- Micro Diameter

## · CDM20000F



適用：鋁鎂合金、塑膠鋼。

For Magnesium Aluminum Alloys,  
Thermoplastics.

※ 其他刃徑公差規格依需求生產。

※ Special Tolerance( $\phi$ ) is on request.



50

刃徑 d	公差 Tolerance
$\phi$	h7

刃徑 d	溝長 L1	全長 L	柄徑 D	刃數 F	白刀訂購編號 Uncoated Order No.	鍍膜訂購編號 Coated Order No.
0.10	1.0	38	3	2	CDM20010	
0.15	1.0	38	3	2	CDM20015	
0.20	1.5	38	3	2	CDM20020	
0.25	2.0	38	3	2	CDM20025	
0.30	2.0	38	3	2	CDM20030	
0.35	2.5	38	3	2	CDM20035	CDM20035F
0.40	3.5	38	3	2	CDM20040	CDM20040F
0.45	3.5	38	3	2	CDM20045	CDM20045F
0.50	3.5	38	3	2	CDM20050	CDM20050F
0.60	4.0	38	3	2	CDM20060	CDM20060F
0.70	5.0	38	3	2	CDM20070	CDM20070F
0.80	6.0	38	3	2	CDM20080	CDM20080F
0.90	6.0	38	3	2	CDM20090	CDM20090F
1.00	7.0	38	3	2	CDM20100	CDM20100F
1.10	8.0	38	3	2	CDM20110	CDM20110F
1.20	8.0	38	3	2	CDM20120	CDM20120F
1.30	9.0	38	3	2	CDM20130	CDM20130F
1.40	10.0	38	3	2	CDM20140	CDM20140F
1.50	10.0	38	3	2	CDM20150	CDM20150F
1.60	10.0	38	3	2	CDM20160	CDM20160F
1.70	10.0	38	3	2	CDM20170	CDM20170F
1.80	10.0	38	3	2	CDM20180	CDM20180F
1.90	10.0	38	3	2	CDM20190	CDM20190F
2.00	10.0	38	3	2	CDM20200	CDM20200F
2.10	10.0	38	3	2	CDM20210	CDM20210F
2.20	10.0	38	3	2	CDM20220	CDM20220F
2.30	10.0	38	3	2	CDM20230	CDM20230F
2.40	10.0	38	3	2	CDM20240	CDM20240F
2.50	10.0	38	3	2	CDM20250	CDM20250F
2.60	10.0	38	3	2	CDM20260	CDM20260F
2.70	10.0	38	3	2	CDM20270	CDM20270F
2.80	10.0	38	3	2	CDM20280	CDM20280F
2.90	10.0	38	3	2	CDM20290	CDM20290F

→ 切削條件表 P.278  
Cutting Condition

→ 技術資料 P.310  
Technical Data

# 鎢鋼同柄鑽頭- 短刃型- 2刃(3倍長)

MICRO GRAIN CARBIDE HIGH SPEED DRILL- Straight Shank- Short Flute- 2F(3×d)

## · CDS20000F

規格DIN6539

有效加工深度=3倍刃徑

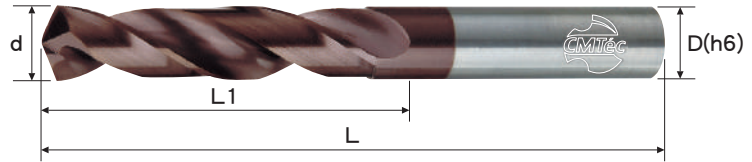
CUTTING EFFECTED LENGTH=3xd

※ 另有118° 泛用型，可供選擇。

※ Drill, Tip Angle =118° is on request.

※ 其他刃徑公差規格依需求生產。

※ Special Tolerance( $\phi$ ) is on request.



刃徑 d	公差 Tolerance
$\phi$	h7



刃徑 d	溝長 L1	全長 L	柄徑 D	刃數 F	白刀訂購編號 Uncoated Order No.	鍍膜訂購編號 Coated Order No.
3.0	16.0	46	3.0	2	CDS20300	CDS20300F
3.1	16.0	49	3.1	2	CDS20310	CDS20310F
3.2	18.0	49	3.2	2	CDS20320	CDS20320F
3.3	18.0	49	3.3	2	CDS20330	CDS20330F
3.4	20.0	52	3.4	2	CDS20340	CDS20340F
3.5	20.0	52	3.5	2	CDS20350	CDS20350F
3.6	20.0	52	3.6	2	CDS20360	CDS20360F
3.7	20.0	52	3.7	2	CDS20370	CDS20370F
3.8	22.0	55	3.8	2	CDS20380	CDS20380F
3.9	22.0	55	3.9	2	CDS20390	CDS20390F
4.0	22.0	55	4.0	2	CDS20400	CDS20400F
4.1	22.0	55	4.1	2	CDS20410	CDS20410F
4.2	22.0	55	4.2	2	CDS20420	CDS20420F
4.3	24.0	58	4.3	2	CDS20430	CDS20430F
4.4	24.0	58	4.4	2	CDS20440	CDS20440F
4.5	24.0	58	4.5	2	CDS20450	CDS20450F
4.6	24.0	58	4.6	2	CDS20460	CDS20460F
4.7	24.0	58	4.7	2	CDS20470	CDS20470F
4.8	26.0	62	4.8	2	CDS20480	CDS20480F
4.9	26.0	62	4.9	2	CDS20490	CDS20490F
5.0	26.0	62	5.0	2	CDS20500	CDS20500F
5.1	26.0	62	5.1	2	CDS20510	CDS20510F
5.2	26.0	62	5.2	2	CDS20520	CDS20520F
5.3	26.0	62	5.3	2	CDS20530	CDS20530F
5.4	28.0	66	5.4	2	CDS20540	CDS20540F
5.5	28.0	66	5.5	2	CDS20550	CDS20550F
5.6	28.0	66	5.6	2	CDS20560	CDS20560F
5.7	28.0	66	5.7	2	CDS20570	CDS20570F
5.8	28.0	66	5.8	2	CDS20580	CDS20580F
5.9	28.0	66	5.9	2	CDS20590	CDS20590F
6.0	28.0	66	6.0	2	CDS20600	CDS20600F
6.1	31.0	70	6.1	2	CDS20610	CDS20610F
6.2	31.0	70	6.2	2	CDS20620	CDS20620F

→ 切削條件表 P.279  
Cutting Condition

→ 技術資料 P.310  
Technical Data

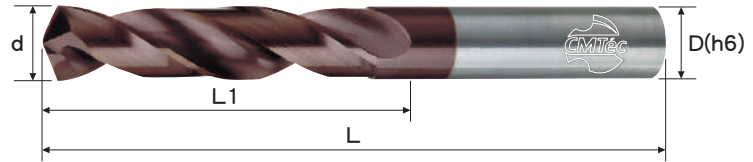
# 鎢鋼同柄鑽頭- 短刃型- 2刃(3倍長)

MICRO GRAIN CARBIDE HIGH SPEED DRILL- Straight Shank- Short Flute- 2F(3xd)

## · CDS20000F

規格DIN6539

有效加工深度=3倍刃徑  
CUTTING EFFECTED LENGTH=3xd  
※ 另有118° 泛用型，可供選擇。  
※ Drill, Tip Angle =118° is on request.  
※ 其他刃徑公差規格依需求生產。  
※ Special Tolerance( $\phi$ ) is on request.



刃徑 d	公差 Tolerance
$\phi$	h7

刃徑 d	溝長 L1	全長 L	柄徑 D	刃數 F	白刀訂購編號 Uncoated Order No.	鍍膜訂購編號 Coated Order No.
6.3	31.0	70	6.3	2	CDS20630	CDS20630F
6.4	31.0	70	6.4	2	CDS20640	CDS20640F
6.5	31.0	70	6.5	2	CDS20650	CDS20650F
6.6	31.0	70	6.6	2	CDS20660	CDS20660F
6.7	31.0	70	6.7	2	CDS20670	CDS20670F
6.8	34.0	74	6.8	2	CDS20680	CDS20680F
6.9	34.0	74	6.9	2	CDS20690	CDS20690F
7.0	34.0	74	7.0	2	CDS20700	CDS20700F
7.1	34.0	74	7.1	2	CDS20710	CDS20710F
7.2	34.0	74	7.2	2	CDS20720	CDS20720F
7.3	34.0	74	7.3	2	CDS20730	CDS20730F
7.4	34.0	74	7.4	2	CDS20740	CDS20740F
7.5	34.0	74	7.5	2	CDS20750	CDS20750F
7.6	37.0	79	7.6	2	CDS20760	CDS20760F
7.7	37.0	79	7.7	2	CDS20770	CDS20770F
7.8	37.0	79	7.8	2	CDS20780	CDS20780F
7.9	37.0	79	7.9	2	CDS20790	CDS20790F
8.0	37.0	79	8.0	2	CDS20800	CDS20800F
8.1	37.0	79	8.1	2	CDS20810	CDS20810F
8.2	37.0	79	8.2	2	CDS20820	CDS20820F
8.3	37.0	79	8.3	2	CDS20830	CDS20830F
8.4	37.0	79	8.4	2	CDS20840	CDS20840F
8.5	37.0	79	8.5	2	CDS20850	CDS20850F
8.6	40.0	84	8.6	2	CDS20860	CDS20860F
8.7	40.0	84	8.7	2	CDS20870	CDS20870F
8.8	40.0	84	8.8	2	CDS20880	CDS20880F
8.9	40.0	84	8.9	2	CDS20890	CDS20890F
9.0	40.0	84	9.0	2	CDS20900	CDS20900F
9.1	40.0	84	9.1	2	CDS20910	CDS20910F
9.2	40.0	84	9.2	2	CDS20920	CDS20920F
9.3	40.0	84	9.3	2	CDS20930	CDS20930F
9.4	40.0	84	9.4	2	CDS20940	CDS20940F
9.5	40.0	84	9.5	2	CDS20950	CDS20950F
9.6	43.0	89	9.6	2	CDS20960	CDS20960F

→ 切削條件表 P.279  
Cutting Condition

→ 技術資料 P.310  
Technical Data

# 鎢鋼同柄鑽頭- 短刃型- 2刃(3倍長)

MICRO GRAIN CARBIDE HIGH SPEED DRILL- Straight Shank- Short Flute- 2F(3×d)

## · CDS20000F

規格DIN6539

有效加工深度=3倍刃徑

CUTTING EFFECTED LENGTH=3xd

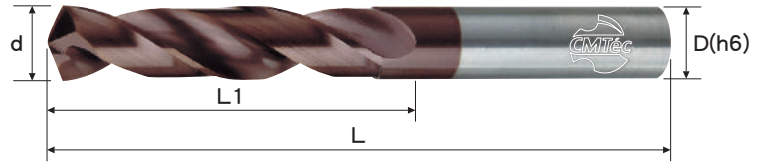
※ 另有118° 泛用型，可供選擇。

※ Drill, Tip Angle =118° is on

request.

※ 其他刃徑公差規格依需求生產。

※ Special Tolerance( $\phi$ ) is on request.



刃徑 d	公差 Tolerance
$\phi$	h7

刃徑 d	溝長 L1	全長 L	柄徑 D	刃數 F	白刀訂購編號 Uncoated Order No.	鍍膜訂購編號 Coated Order No.
9.7	43.0	89	9.7	2	CDS20970	CDS20970F
9.8	43.0	89	9.8	2	CDS20980	CDS20980F
9.9	43.0	89	9.9	2	CDS20990	CDS20990F
10.0	43.0	89	10.0	2	CDS21000	CDS21000F
10.1	43.0	89	10.1	2	CDS21010	CDS21010F
10.2	43.0	89	10.2	2	CDS21020	CDS21020F
10.3	43.0	89	10.3	2	CDS21030	CDS21030F
10.4	43.0	89	10.4	2	CDS21040	CDS21040F
10.5	43.0	89	10.5	2	CDS21050	CDS21050F
10.6	43.0	89	10.6	2	CDS21060	CDS21060F
10.7	47.0	95	10.7	2	CDS21070	CDS21070F
10.8	47.0	95	10.8	2	CDS21080	CDS21080F
10.9	47.0	95	10.9	2	CDS21090	CDS21090F
11.0	47.0	95	11.0	2	CDS21100	CDS21100F
11.1	47.0	95	11.1	2	CDS21110	CDS21110F
11.2	47.0	95	11.2	2	CDS21120	CDS21120F
11.3	47.0	95	11.3	2	CDS21130	CDS21130F
11.4	47.0	95	11.4	2	CDS21140	CDS21140F
11.5	47.0	95	11.5	2	CDS21150	CDS21150F
11.6	47.0	95	11.6	2	CDS21160	CDS21160F
11.7	47.0	95	11.7	2	CDS21170	CDS21170F
11.8	47.0	95	11.8	2	CDS21180	CDS21180F
11.9	47.0	95	11.9	2	CDS21190	CDS21190F
12.0	51.0	102	12.0	2	CDS21200	CDS21200F
12.1	51.0	102	12.1	2	CDS21210	CDS21210F
12.2	51.0	102	12.2	2	CDS21220	CDS21220F
12.3	51.0	102	12.3	2	CDS21230	CDS21230F
12.4	51.0	102	12.4	2	CDS21240	CDS21240F
12.5	51.0	102	12.5	2	CDS21250	CDS21250F
12.6	51.0	102	12.6	2	CDS21260	CDS21260F
12.7	51.0	102	12.7	2	CDS21270	CDS21270F
12.8	51.0	102	12.8	2	CDS21280	CDS21280F
12.9	51.0	102	12.9	2	CDS21290	CDS21290F
13.0	51.0	102	13.0	2	CDS21300	CDS21300F

→ 切削條件表 P.279  
Cutting Condition

→ 技術資料 P.310  
Technical Data



# 鎢鋼同柄鑽頭- 標準型- 2刃(5倍長)

MICRO GRAIN CARBIDE HIGH SPEED DRILL- Straight Shank- Standard- 2F(5×d)

## · CDSF20000F

規格DIN6539

有效加工深度=5倍刃徑

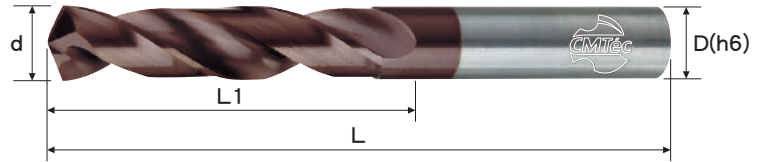
CUTTING EFFECTED LENGTH=5xd

※ 另有118° 泛用型，可供選擇。

※ Drill, Tip Angle =118° is on request.

※ 其他刃徑公差規格依需求生產。

※ Special Tolerance( $\phi$ ) is on request.



刃徑 d	公差 Tolerance
$\phi$	h7

刃徑 d	溝長 L1	全長 L	柄徑 D	刃數 F	白刀訂購編號 Uncoated Order No.	鍍膜訂購編號 Coated Order No.
5.0	34	73	5.0	2	CDSF20500	CDSF20500F
5.1	38	76	5.1	2	CDSF20510	CDSF20510F
5.2	38	76	5.2	2	CDSF20520	CDSF20520F
5.3	38	76	5.3	2	CDSF20530	CDSF20530F
5.4	38	76	5.4	2	CDSF20540	CDSF20540F
5.5	38	76	5.5	2	CDSF20550	CDSF20550F
5.6	41	81	5.6	2	CDSF20560	CDSF20560F
5.7	41	81	5.7	2	CDSF20570	CDSF20570F
5.8	41	81	5.8	2	CDSF20580	CDSF20580F
5.9	41	81	5.9	2	CDSF20590	CDSF20590F
6.0	41	81	6.0	2	CDSF20600	CDSF20600F
6.1	41	81	6.1	2	CDSF20610	CDSF20610F
6.2	41	81	6.2	2	CDSF20620	CDSF20620F
6.3	41	81	6.3	2	CDSF20630	CDSF20630F
6.4	41	81	6.4	2	CDSF20640	CDSF20640F
6.5	41	81	6.5	2	CDSF20650	CDSF20650F
6.6	43	83	6.6	2	CDSF20660	CDSF20660F
6.7	43	83	6.7	2	CDSF20670	CDSF20670F
6.8	43	83	6.8	2	CDSF20680	CDSF20680F
6.9	43	83	6.9	2	CDSF20690	CDSF20690F
7.0	43	83	7.0	2	CDSF20700	CDSF20700F
7.1	45	87	7.1	2	CDSF20710	CDSF20710F
7.2	45	87	7.2	2	CDSF20720	CDSF20720F
7.3	45	87	7.3	2	CDSF20730	CDSF20730F
7.4	45	87	7.4	2	CDSF20740	CDSF20740F
7.5	45	87	7.5	2	CDSF20750	CDSF20750F
7.6	48	90	7.6	2	CDSF20760	CDSF20760F
7.7	48	90	7.7	2	CDSF20770	CDSF20770F
7.8	48	90	7.8	2	CDSF20780	CDSF20780F
7.9	48	90	7.9	2	CDSF20790	CDSF20790F
8.0	48	90	8.0	2	CDSF20800	CDSF20800F
8.1	53	96	8.1	2	CDSF20810	CDSF20810F
8.2	53	96	8.2	2	CDSF20820	CDSF20820F
8.3	53	96	8.3	2	CDSF20830	CDSF20830F
8.4	53	96	8.4	2	CDSF20840	CDSF20840F
8.5	53	96	8.5	2	CDSF20850	CDSF20850F
8.6	55	98	8.6	2	CDSF20860	CDSF20860F

→ 切削條件表 P.295  
Cutting Condition

→ 技術資料 P.310  
Technical Data

# 鎢鋼同柄鑽頭- 標準型- 2刃(5倍長)

MICRO GRAIN CARBIDE HIGH SPEED DRILL- Straight Shank- Standard- 2F(5×d)

## · CDSF20000F

規格DIN6539

有效加工深度=5倍刃徑

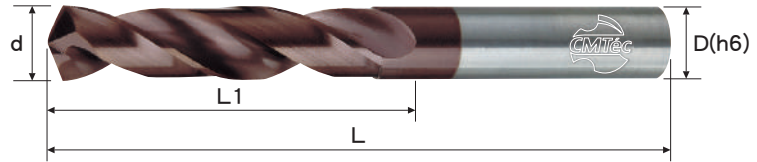
CUTTING EFFECTED LENGTH=5xd

※ 另有118° 泛用型，可供選擇。

※ Drill, Tip Angle =118° is on request.

※ 其他刃徑公差規格依需求生產。

※ Special Tolerance( $\phi$ ) is on request.



刃徑 d	公差 Tolerance
$\phi$	h7

刃徑 d	溝長 L1	全長 L	柄徑 D	刃數 F	白刀訂購編號 Uncoated Order No.	鍍膜訂購編號 Coated Order No.
8.7	55	98	8.7	2	CDSF20870	CDSF20870F
8.8	55	98	8.8	2	CDSF20880	CDSF20880F
8.9	55	98	8.9	2	CDSF20890	CDSF20890F
9.0	55	98	9.0	2	CDSF20900	CDSF20900F
9.1	58	102	9.1	2	CDSF20910	CDSF20910F
9.2	58	102	9.2	2	CDSF20920	CDSF20920F
9.3	58	102	9.3	2	CDSF20930	CDSF20930F
9.4	58	102	9.4	2	CDSF20940	CDSF20940F
9.5	58	102	9.5	2	CDSF20950	CDSF20950F
9.6	60	105	9.6	2	CDSF20960	CDSF20960F
9.7	60	105	9.7	2	CDSF20970	CDSF20970F
9.8	60	105	9.8	2	CDSF20980	CDSF20980F
9.9	60	105	9.9	2	CDSF20990	CDSF20990F
10.0	60	105	10.0	2	CDSF21000	CDSF21000F
10.1	66	112	10.1	2	CDSF21010	CDSF21010F
10.2	66	112	10.2	2	CDSF21020	CDSF21020F
10.3	66	112	10.3	2	CDSF21030	CDSF21030F
10.4	66	112	10.4	2	CDSF21040	CDSF21040F
10.5	66	112	10.5	2	CDSF21050	CDSF21050F
10.6	68	114	10.6	2	CDSF21060	CDSF21060F
10.7	68	114	10.7	2	CDSF21070	CDSF21070F
10.8	68	114	10.8	2	CDSF21080	CDSF21080F
10.9	68	114	10.9	2	CDSF21090	CDSF21090F
11.0	68	114	11.0	2	CDSF21100	CDSF21100F
11.1	71	118	11.1	2	CDSF21110	CDSF21110F
11.2	71	118	11.2	2	CDSF21120	CDSF21120F
11.3	71	118	11.3	2	CDSF21130	CDSF21130F
11.4	71	118	11.4	2	CDSF21140	CDSF21140F
11.5	71	118	11.5	2	CDSF21150	CDSF21150F
11.6	73	121	11.6	2	CDSF21160	CDSF21160F
11.7	73	121	11.7	2	CDSF21170	CDSF21170F
11.8	73	121	11.8	2	CDSF21180	CDSF21180F
11.9	73	121	11.9	2	CDSF21190	CDSF21190F
12.0	73	121	12.0	2	CDSF21200	CDSF21200F
12.5	76	135	12.5	2	CDSF21250	CDSF21250F
12.7	78	137	12.7	2	CDSF21270	CDSF21270F
13.0	78	137	13.0	2	CDSF21300	CDSF21300F

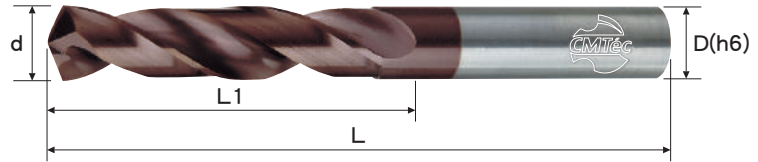
→ 切削條件表 P.295  
Cutting Condition

→ 技術資料 P.310  
Technical Data

# 鎢鋼高速鑽頭- 短刃型- 2刃(3倍長)

MICRO GRAIN CARBIDE HIGH SPEED DRILL- End Mill Shank- Short Flute- 2F(3xd)

## · CDH20000F



有效加工深度=3倍刃徑  
CUTTING EFFECTED LENGTH=3xd

※ 其他刃徑公差規格依需求生產。  
※ Special Tolerance( $\phi$ ) is on request.



刃徑 d	公差 Tolerance
$\phi$	h7

刃徑 d	溝長 L1	全長 L	柄徑 D	刃數 F	白刀訂購編號 Uncoated Order No.	鍍膜訂購編號 Coated Order No.
2.0	13.0	50	3	2	CDH20200	CDH20200F
2.1	13.0	50	3	2	CDH20210	CDH20210F
2.2	15.0	50	3	2	CDH20220	CDH20220F
2.3	15.0	50	3	2	CDH20230	CDH20230F
2.4	15.0	50	3	2	CDH20240	CDH20240F
2.5	16.0	50	3	2	CDH20250	CDH20250F
2.6	16.0	50	3	2	CDH20260	CDH20260F
2.7	16.0	50	3	2	CDH20270	CDH20270F
2.8	18.0	50	3	2	CDH20280	CDH20280F
2.9	18.0	50	3	2	CDH20290	CDH20290F
3.0	20.0	62	3	2	CDH20300	CDH20300F
3.1	20.0	62	4	2	CDH20310	CDH20310F
3.2	20.0	62	4	2	CDH20320	CDH20320F
3.3	20.0	62	4	2	CDH20330	CDH20330F
3.4	20.0	62	4	2	CDH20340	CDH20340F
3.5	20.0	62	4	2	CDH20350	CDH20350F
3.6	20.0	62	4	2	CDH20360	CDH20360F
3.7	20.0	62	4	2	CDH20370	CDH20370F
3.8	20.0	62	4	2	CDH20380	CDH20380F
3.9	20.0	62	4	2	CDH20390	CDH20390F
4.0	24.0	66	4	2	CDH20400	CDH20400F
4.1	24.0	66	5	2	CDH20410	CDH20410F
4.2	24.0	66	5	2	CDH20420	CDH20420F
4.3	24.0	66	5	2	CDH20430	CDH20430F
4.4	24.0	66	5	2	CDH20440	CDH20440F
4.5	24.0	66	5	2	CDH20450	CDH20450F
4.6	24.0	66	5	2	CDH20460	CDH20460F
4.7	24.0	66	5	2	CDH20470	CDH20470F
4.8	28.0	66	5	2	CDH20480	CDH20480F
4.9	28.0	66	5	2	CDH20490	CDH20490F
5.0	28.0	66	5	2	CDH20500	CDH20500F
5.1	28.0	66	6	2	CDH20510	CDH20510F
5.2	28.0	66	6	2	CDH20520	CDH20520F
5.3	28.0	66	6	2	CDH20530	CDH20530F
5.4	28.0	66	6	2	CDH20540	CDH20540F
5.5	28.0	66	6	2	CDH20550	CDH20550F
5.6	28.0	66	6	2	CDH20560	CDH20560F


→ 切削條件表 P.280  
Cutting Condition

→ 技術資料 P.310  
Technical Data

# 鎢鋼高速鑽頭- 短刃型- 2刃(3倍長)

MICRO GRAIN CARBIDE HIGH SPEED DRILL- End Mill Shank- Short Flute- 2F(3×d)

## · CDH20000F



有效加工深度=3倍刃徑  
CUTTING EFFECTED LENGTH=3xd

※ 其他刃徑公差規格依需求生產。  
※ Special Tolerance(φ) is on request.



52

刃徑 d	公差 Tolerance
φ	h7

刃徑 d	溝長 L1	全長 L	柄徑 D	刃數 F	白刀訂購編號 Uncoated Order No.	鍍膜訂購編號 Coated Order No.
5.7	28.0	66	6	2	CDH20570	CDH20570F
5.8	28.0	66	6	2	CDH20580	CDH20580F
5.9	28.0	66	6	2	CDH20590	CDH20590F
6.0	28.0	66	6	2	CDH20600	CDH20600F
6.1	34.0	79	7	2	CDH20610	CDH20610F
6.2	34.0	79	7	2	CDH20620	CDH20620F
6.3	34.0	79	7	2	CDH20630	CDH20630F
6.4	34.0	79	7	2	CDH20640	CDH20640F
6.5	34.0	79	7	2	CDH20650	CDH20650F
6.6	34.0	79	7	2	CDH20660	CDH20660F
6.7	34.0	79	7	2	CDH20670	CDH20670F
6.8	34.0	79	7	2	CDH20680	CDH20680F
6.9	34.0	79	7	2	CDH20690	CDH20690F
7.0	34.0	79	7	2	CDH20700	CDH20700F
6.1	34.0	79	8	2	CDH20610080D	CDH20610080DF
6.2	34.0	79	8	2	CDH20620080D	CDH20620080DF
6.3	34.0	79	8	2	CDH20630080D	CDH20630080DF
6.4	34.0	79	8	2	CDH20640080D	CDH20640080DF
6.5	34.0	79	8	2	CDH20650080D	CDH20650080DF
6.6	34.0	79	8	2	CDH20660080D	CDH20660080DF
6.7	34.0	79	8	2	CDH20670080D	CDH20670080DF
6.8	34.0	79	8	2	CDH20680080D	CDH20680080DF
6.9	34.0	79	8	2	CDH20690080D	CDH20690080DF
7.0	34.0	79	8	2	CDH20700080D	CDH20700080DF
7.1	41.0	79	8	2	CDH20710	CDH20710F
7.2	41.0	79	8	2	CDH20720	CDH20720F
7.3	41.0	79	8	2	CDH20730	CDH20730F
7.4	41.0	79	8	2	CDH20740	CDH20740F
7.5	41.0	79	8	2	CDH20750	CDH20750F
7.6	41.0	79	8	2	CDH20760	CDH20760F
7.7	41.0	79	8	2	CDH20770	CDH20770F
7.8	41.0	79	8	2	CDH20780	CDH20780F
7.9	41.0	79	8	2	CDH20790	CDH20790F
8.0	41.0	79	8	2	CDH20800	CDH20800F
8.1	47.0	89	9	2	CDH20810	CDH20810F
8.2	47.0	89	9	2	CDH20820	CDH20820F
8.3	47.0	89	9	2	CDH20830	CDH20830F


→ 切削條件表 P.280  
Cutting Condition

→ 技術資料 P.310  
Technical Data

# 鎢鋼高速鑽頭- 短刃型- 2刃(3倍長)

MICRO GRAIN CARBIDE HIGH SPEED DRILL- End Mill Shank- Short Flute- 2F(3xd)

## · CDH20000F



有效加工深度=3倍刃徑  
CUTTING EFFECTED LENGTH=3xd

※ 其他刃徑公差規格依需求生產。  
※ Special Tolerance( $\phi$ ) is on request.



刃徑 d	公差 Tolerance
$\phi$	h7

刃徑 d	溝長 L1	全長 L	柄徑 D	刃數 F	白刀訂購編號 Uncoated Order No.	鍍膜訂購編號 Coated Order No.
8.4	47.0	89	9	2	CDH20840	CDH20840F
8.5	47.0	89	9	2	CDH20850	CDH20850F
8.6	47.0	89	9	2	CDH20860	CDH20860F
8.7	47.0	89	9	2	CDH20870	CDH20870F
8.8	47.0	89	9	2	CDH20880	CDH20880F
8.9	47.0	89	9	2	CDH20890	CDH20890F
9.0	47.0	89	9	2	CDH20900	CDH20900F
8.1	47.0	89	10	2	CDH20810100D	CDH20810100DF
8.2	47.0	89	10	2	CDH20820100D	CDH20820100DF
8.3	47.0	89	10	2	CDH20830100D	CDH20830100DF
8.4	47.0	89	10	2	CDH20840100D	CDH20840100DF
8.5	47.0	89	10	2	CDH20850100D	CDH20850100DF
8.6	47.0	89	10	2	CDH20860100D	CDH20860100DF
8.7	47.0	89	10	2	CDH20870100D	CDH20870100DF
8.8	47.0	89	10	2	CDH20880100D	CDH20880100DF
8.9	47.0	89	10	2	CDH20890100D	CDH20890100DF
9.0	47.0	89	10	2	CDH20900100D	CDH20900100DF
9.1	47.0	89	10	2	CDH20910	CDH20910F
9.2	47.0	89	10	2	CDH20920	CDH20920F
9.3	47.0	89	10	2	CDH20930	CDH20930F
9.4	47.0	89	10	2	CDH20940	CDH20940F
9.5	47.0	89	10	2	CDH20950	CDH20950F
9.6	47.0	89	10	2	CDH20960	CDH20960F
9.7	47.0	89	10	2	CDH20970	CDH20970F
9.8	47.0	89	10	2	CDH20980	CDH20980F
9.9	47.0	89	10	2	CDH20990	CDH20990F
10.0	47.0	89	10	2	CDH21000	CDH21000F
10.2	55.0	102	11	2	CDH21020	CDH21020F
10.5	55.0	102	11	2	CDH21050	CDH21050F
10.8	55.0	102	11	2	CDH21080	CDH21080F
11.0	55.0	102	11	2	CDH21100	CDH21100F
10.2	55.0	102	12	2	CDH21020120D	CDH21020120DF
10.5	55.0	102	12	2	CDH21050120D	CDH21050120DF
10.8	55.0	102	12	2	CDH21080120D	CDH21080120DF
11.0	55.0	102	12	2	CDH21100120D	CDH21100120DF
11.2	55.0	102	12	2	CDH21120	CDH21120F
11.5	55.0	102	12	2	CDH21150	CDH21150F

→ 切削條件表  
Cutting Condition P.280


→ 技術資料  
Technical Data P.310



# 鎢鋼高速鑽頭- 標準型- 2刃(5倍長)

MICRO GRAIN CARBIDE HIGH SPEED DRILL- End Mill Shank- Standard- 2F(5×d)

## · CDHF20000F



規格DIN6537

有效加工深度=5倍刃徑  
CUTTING EFFECTED LENGTH=5xd

※ 其他刃徑公差規格依需求生產。  
※ Special Tolerance( $\phi$ ) is on request.



53

刃徑 d	公差 Tolerance
$\phi$	h7

刃徑 d	溝長 L1	全長 L	柄徑 D	刃數 F	鍍膜訂購編號 coated Order No.
3.0	28.0	66	6	2	CDHF20300F
3.1	28.0	66	6	2	CDHF20310F
3.2	28.0	66	6	2	CDHF20320F
3.3	28.0	66	6	2	CDHF20330F
3.4	28.0	66	6	2	CDHF20340F
3.5	28.0	66	6	2	CDHF20350F
3.6	28.0	66	6	2	CDHF20360F
3.7	28.0	66	6	2	CDHF20370F
3.8	36.0	74	6	2	CDHF20380F
3.9	36.0	74	6	2	CDHF20390F
4.0	36.0	74	6	2	CDHF20400F
4.1	36.0	74	6	2	CDHF20410F
4.2	36.0	74	6	2	CDHF20420F
4.3	36.0	74	6	2	CDHF20430F
4.4	36.0	74	6	2	CDHF20440F
4.5	36.0	74	6	2	CDHF20450F
4.6	36.0	74	6	2	CDHF20460F
4.7	36.0	74	6	2	CDHF20470F
4.8	44.0	82	6	2	CDHF20480F
4.9	44.0	82	6	2	CDHF20490F
5.0	44.0	82	6	2	CDHF20500F
5.1	44.0	82	6	2	CDHF20510F
5.2	44.0	82	6	2	CDHF20520F
5.3	44.0	82	6	2	CDHF20530F
5.4	44.0	82	6	2	CDHF20540F
5.5	44.0	82	6	2	CDHF20550F
5.6	44.0	82	6	2	CDHF20560F
5.7	44.0	82	6	2	CDHF20570F
5.8	44.0	82	6	2	CDHF20580F
5.9	44.0	82	6	2	CDHF20590F
6.0	44.0	82	6	2	CDHF20600F
6.1	53.0	91	8	2	CDHF20610F
6.2	53.0	91	8	2	CDHF20620F
6.3	53.0	91	8	2	CDHF20630F


→ 切削條件表 P.280  
Cutting Condition

→ 技術資料 P.310  
Technical Data

# 鎢鋼高速鑽頭- 標準型- 2刃(5倍長)

MICRO GRAIN CARBIDE HIGH SPEED DRILL- End Mill Shank- Standard- 2F(5×d)

## · CDHF20000F



規格DIN6537

有效加工深度=5倍刃徑  
CUTTING EFFECTED LENGTH=5xd

※ 其他刃徑公差規格依需求生產。  
※ Special Tolerance( $\phi$ ) is on request.



刃徑 d	公差 Tolerance
$\phi$	h7

刃徑 d	溝長 L1	全長 L	柄徑 D	刃數 F	鍍膜訂購編號 Coated Order No.
6.4	53.0	91	8	2	CDHF20640F
6.5	53.0	91	8	2	CDHF20650F
6.6	53.0	91	8	2	CDHF20660F
6.7	53.0	91	8	2	CDHF20670F
6.8	53.0	91	8	2	CDHF20680F
6.9	53.0	91	8	2	CDHF20690F
7.0	53.0	91	8	2	CDHF20700F
7.1	53.0	91	8	2	CDHF20710F
7.2	53.0	91	8	2	CDHF20720F
7.3	53.0	91	8	2	CDHF20730F
7.4	53.0	91	8	2	CDHF20740F
7.5	53.0	91	8	2	CDHF20750F
7.6	53.0	91	8	2	CDHF20760F
7.7	53.0	91	8	2	CDHF20770F
7.8	53.0	91	8	2	CDHF20780F
7.9	53.0	91	8	2	CDHF20790F
8.0	53.0	91	8	2	CDHF20800F
8.1	61.0	103	10	2	CDHF20810F
8.2	61.0	103	10	2	CDHF20820F
8.3	61.0	103	10	2	CDHF20830F
8.4	61.0	103	10	2	CDHF20840F
8.5	61.0	103	10	2	CDHF20850F
8.6	61.0	103	10	2	CDHF20860F
8.7	61.0	103	10	2	CDHF20870F
8.8	61.0	103	10	2	CDHF20880F
8.9	61.0	103	10	2	CDHF20890F
9.0	61.0	103	10	2	CDHF20900F
9.1	61.0	103	10	2	CDHF20910F
9.2	61.0	103	10	2	CDHF20920F
9.3	61.0	103	10	2	CDHF20930F
9.4	61.0	103	10	2	CDHF20940F
9.5	61.0	103	10	2	CDHF20950F
9.6	61.0	103	10	2	CDHF20960F
9.7	61.0	103	10	2	CDHF20970F
9.8	61.0	103	10	2	CDHF20980F
9.9	61.0	103	10	2	CDHF20990F
10.0	61.0	103	10	2	CDHF21000F

→ 切削條件表 P.280  
Cutting Condition

→ 技術資料 P.310  
Technical Data





# 鎢鋼高速鑽頭- 長刃型- 2刃(7倍長)

MICRO GRAIN CARBIDE HIGH SPEED DRILL- End Mill Shank- Long Flute- 2F(7×d)


## · CDHS20000F

有效加工深度=7倍刃徑  
CUTTING EFFECTED LENGTH=7xd  
有效加工深度(10、12、15)倍長  
依需求生產。

Cutting Effected Length(10 x d,  
12 x d, 15 x d) are on request.

※ 其他刃徑公差規格依需求生產。

※ Special Tolerance( $\phi$ ) is on request.



刃徑 d	公差 Tolerance
$\phi$	h7

刃徑 d	溝長 L1	全長 L	柄徑 D	刃數 F	鍍膜訂購編號 Coated Order No.
0.5	4.0	47	3	2	CDHS20050F
0.6	4.8	47	3	2	CDHS20060F
0.7	5.6	47	3	2	CDHS20070F
0.8	6.4	47	3	2	CDHS20080F
0.9	7.2	47	3	2	CDHS20090F
1.0	8.0	47	3	2	CDHS20100F
1.1	8.8	47	3	2	CDHS20110F
1.2	10.8	52	3	2	CDHS20120F
1.3	11.7	52	3	2	CDHS20130F
1.4	12.6	52	3	2	CDHS20140F
1.5	13.5	52	3	2	CDHS20150F
1.6	14.4	52	3	2	CDHS20160F
1.7	15.3	52	3	2	CDHS20170F
1.8	16.2	52	3	2	CDHS20180F
1.9	17.1	52	3	2	CDHS20190F
2.0	18.0	63	4	2	CDHS20200F
2.1	18.9	63	4	2	CDHS20210F
2.2	19.8	63	4	2	CDHS20220F
2.3	20.7	63	4	2	CDHS20230F
2.4	21.6	63	4	2	CDHS20240F
2.5	22.5	63	4	2	CDHS20250F
2.6	23.4	67	4	2	CDHS20260F
2.7	24.3	67	4	2	CDHS20270F
2.8	25.2	67	4	2	CDHS20280F
2.9	26.1	67	4	2	CDHS20290F
3.0	30.0	70	6	2	CDHS20300F
3.1	30.0	70	6	2	CDHS20310F
3.2	30.0	70	6	2	CDHS20320F
3.3	30.0	70	6	2	CDHS20330F
3.4	35.5	75	6	2	CDHS20340F
3.5	35.5	75	6	2	CDHS20350F
3.6	35.5	75	6	2	CDHS20360F
3.7	35.5	75	6	2	CDHS20370F
3.8	37.5	75	6	2	CDHS20380F
3.9	37.5	75	6	2	CDHS20390F
4.0	37.5	75	6	2	CDHS20400F
4.1	37.5	75	6	2	CDHS20410F

→ 切削條件表 P.282  
Cutting Condition

→ 技術資料 P.310  
Technical Data

# 鎢鋼高速鑽頭- 長刃型- 2刃(7倍長)

MICRO GRAIN CARBIDE HIGH SPEED DRILL- End Mill Shank- Long Flute- 2F(7×d)


## · CDHS20000F

有效加工深度=7倍刃徑  
CUTTING EFFECTED LENGTH=7xd  
有效加工深度(10、12、15)倍長  
依需求生產。

Cutting Effected Length(10 x d,  
12 x d, 15 x d) are on request.

※ 其他刃徑公差規格依需求生產。

※ Special Tolerance( $\phi$ ) is on request.



56

刃徑 d	公差 Tolerance
$\phi$	h7

刃徑 d	溝長 L1	全長 L	柄徑 D	刃數 F	鍍膜訂購編號 Coated Order No.
4.2	37.5	75	6	2	CDHS20420F
4.3	45.0	85	6	2	CDHS20430F
4.4	45.0	85	6	2	CDHS20440F
4.5	45.0	85	6	2	CDHS20450F
4.6	45.0	85	6	2	CDHS20460F
4.7	45.0	85	6	2	CDHS20470F
4.8	50.0	90	6	2	CDHS20480F
4.9	50.0	90	6	2	CDHS20490F
5.0	50.0	90	6	2	CDHS20500F
5.1	50.0	90	6	2	CDHS20510F
5.3	50.0	90	6	2	CDHS20530F
5.5	57.0	97	6	2	CDHS20550F
6.0	57.0	97	6	2	CDHS20600F
6.5	66.0	106	8	2	CDHS20650F
6.8	66.0	106	8	2	CDHS20680F
6.9	66.0	106	8	2	CDHS20690F
7.0	76.0	116	8	2	CDHS20700F
7.5	76.0	116	8	2	CDHS20750F
7.6	76.0	116	8	2	CDHS20760F
7.7	76.0	116	8	2	CDHS20770F
7.8	76.0	116	8	2	CDHS20780F
8.0	76.0	116	8	2	CDHS20800F
8.2	87.0	131	10	2	CDHS20820F
8.5	87.0	131	10	2	CDHS20850F
8.6	87.0	131	10	2	CDHS20860F
9.0	87.0	131	10	2	CDHS20900F
9.2	87.0	131	10	2	CDHS20920F
9.5	95.0	139	10	2	CDHS20950F
9.8	95.0	139	10	2	CDHS20980F
10.0	95.0	139	10	2	CDHS21000F
10.2	106.0	155	12	2	CDHS21020F
10.3	106.0	155	12	2	CDHS21030F
10.5	106.0	155	12	2	CDHS21050F
10.7	106.0	155	12	2	CDHS21070F
11.0	106.0	155	12	2	CDHS21100F
11.5	114.0	163	12	2	CDHS21150F
12.0	114.0	163	12	2	CDHS21200F

→ 切削條件表  
Cutting Condition P.282

→ 技術資料  
Technical Data P.310



# 鎢鋼高速內冷鑽頭- 短刃型- 2刃(3倍長)

MICRO GRAIN CARBIDE HIGH SPEED DRILL- End Mill Shank with Coolant Hole- Short Flute- 2F(3×d)

· CDHC20000F



規格DIN6537

有效加工深度=3倍刃徑

CUTTING EFFECTED LENGTH=3xd

※ 其他刃徑公差規格依需求生產。

※ Special Tolerance( $\phi$ ) is on request.



54

刃徑 d	公差 Tolerance
$\phi$	h7

刃徑 d	溝長 L1	全長 L	柄徑 D	刃數 F	鍍膜訂購編號 Coated Order No.
4.0	24.0	66	6	2	CDHC20400F
4.5	24.0	66	6	2	CDHC20450F
5.0	28.0	66	6	2	CDHC20500F
5.5	28.0	66	6	2	CDHC20550F
6.0	28.0	66	6	2	CDHC20600F
6.5	34.0	79	8	2	CDHC20650F
7.0	34.0	79	8	2	CDHC20700F
7.5	41.0	79	8	2	CDHC20750F
8.0	41.0	79	8	2	CDHC20800F
8.5	47.0	89	10	2	CDHC20850F
9.0	47.0	89	10	2	CDHC20900F
9.5	47.0	89	10	2	CDHC20950F
10.0	47.0	89	10	2	CDHC21000F
10.5	55.0	102	12	2	CDHC21050F
11.0	55.0	102	12	2	CDHC21100F
11.5	55.0	102	12	2	CDHC21150F
12.0	55.0	102	12	2	CDHC21200F
12.5	60.0	107	14	2	CDHC21250F
13.0	60.0	107	14	2	CDHC21300F
13.5	60.0	107	14	2	CDHC21350F
14.0	60.0	107	14	2	CDHC21400F
14.5	65.0	115	16	2	CDHC21450F
15.0	65.0	115	16	2	CDHC21500F
15.5	65.0	115	16	2	CDHC21550F
16.0	65.0	115	16	2	CDHC21600F
16.5	73.0	123	18	2	CDHC21650F
17.0	73.0	123	18	2	CDHC21700F
17.5	73.0	123	18	2	CDHC21750F
18.0	73.0	123	18	2	CDHC21800F
18.5	79.0	131	20	2	CDHC21850F
19.0	79.0	131	20	2	CDHC21900F
19.5	79.0	131	20	2	CDHC21950F
20.0	79.0	131	20	2	CDHC22000F

→ 切削條件表 P.281  
Cutting Condition

→ 技術資料 P.310  
Technical Data

# 鎢鋼高速內冷鑽頭- 標準型- 2刃(5倍長)

MICRO GRAIN CARBIDE HIGH SPEED DRILL- End Mill Shank with Coolant Hole- Standard- 2F(5×D)

## · CDHCF20000F



規格DIN6537

有效加工深度=5倍刃徑

CUTTING EFFECTED LENGTH=5xd

※ 其他刃徑公差規格依需求生產。

※ Special Tolerance( $\phi$ ) is on request.



刃徑 d	公差 Tolerance
$\phi$	h7

刃徑 d	溝長 L1	全長 L	柄徑 D	刃數 F	鍍膜訂購編號 Coated Order No.
4.0	36.0	74	6	2	CDHCF20400F
4.5	36.0	74	6	2	CDHCF20450F
5.0	44.0	82	6	2	CDHCF20500F
5.5	44.0	82	6	2	CDHCF20550F
6.0	44.0	82	6	2	CDHCF20600F
6.5	53.0	91	8	2	CDHCF20650F
7.0	53.0	91	8	2	CDHCF20700F
7.5	53.0	91	8	2	CDHCF20750F
8.0	53.0	91	8	2	CDHCF20800F
8.5	61.0	103	10	2	CDHCF20850F
9.0	61.0	103	10	2	CDHCF20900F
9.5	61.0	103	10	2	CDHCF20950F
10.0	61.0	103	10	2	CDHCF21000F
10.5	71.0	118	12	2	CDHCF21050F
11.0	71.0	118	12	2	CDHCF21100F
11.5	71.0	118	12	2	CDHCF21150F
12.0	71.0	118	12	2	CDHCF21200F
12.5	77.0	127	14	2	CDHCF21250F
13.0	77.0	127	14	2	CDHCF21300F
13.5	77.0	127	14	2	CDHCF21350F
14.0	77.0	127	14	2	CDHCF21400F
14.5	83.0	133	16	2	CDHCF21450F
15.0	83.0	133	16	2	CDHCF21500F
15.5	83.0	133	16	2	CDHCF21550F
16.0	83.0	133	16	2	CDHCF21600F
16.5	93.0	143	18	2	CDHCF21650F
17.0	93.0	143	18	2	CDHCF21700F
17.5	93.0	143	18	2	CDHCF21750F
18.0	93.0	143	18	2	CDHCF21800F
18.5	101.0	153	20	2	CDHCF21850F
19.0	101.0	153	20	2	CDHCF21900F
19.5	101.0	153	20	2	CDHCF21950F
20.0	101.0	153	20	2	CDHCF22000F

→ 切削條件表 P.281  
Cutting Condition

→ 技術資料 P.310  
Technical Data

# 鎢鋼高速內冷鑽頭- 長刃型- 2刃(7倍長)

MICRO GRAIN CARBIDE HIGH SPEED DRILL- End Mill Shank with Coolant Hole- Long Flute- 2F(7xd)

## · CDHCS20000F



有效加工深度=7倍刃徑  
CUTTING EFFECTED LENGTH=7xd  
有效加工深度(10、12、15)倍長  
依需求生產。

Cutting Effected Length(10 x d,  
12 x d, 15 x d) are on request.

※ 其他刃徑公差規格依需求生產。

※ Special Tolerance( $\phi$ ) is on request.



刃徑 d	公差 Tolerance
$\phi$	h7

56

刃徑 d	溝長 L1	全長 L	柄徑 D	刃數 F	鍍膜訂購編號 Coated Order No.
5.0	50.0	90	6	2	CDHCS20500F
5.1	50.0	90	6	2	CDHCS20510F
5.3	50.0	90	6	2	CDHCS20530F
5.5	57.0	97	6	2	CDHCS20550F
6.0	57.0	97	6	2	CDHCS20600F
6.5	66.0	106	8	2	CDHCS20650F
6.8	66.0	106	8	2	CDHCS20680F
6.9	66.0	106	8	2	CDHCS20690F
7.0	76.0	116	8	2	CDHCS20700F
7.5	76.0	116	8	2	CDHCS20750F
7.6	76.0	116	8	2	CDHCS20760F
7.7	76.0	116	8	2	CDHCS20770F
7.8	76.0	116	8	2	CDHCS20780F
8.0	76.0	116	8	2	CDHCS20800F
8.2	87.0	131	10	2	CDHCS20820F
8.5	87.0	131	10	2	CDHCS20850F
8.6	87.0	131	10	2	CDHCS20860F
9.0	87.0	131	10	2	CDHCS20900F
9.2	87.0	131	10	2	CDHCS20920F
9.5	95.0	139	10	2	CDHCS20950F
9.8	95.0	139	10	2	CDHCS20980F
10.0	95.0	139	10	2	CDHCS21000F
10.2	106.0	155	12	2	CDHCS21020F
10.3	106.0	155	12	2	CDHCS21030F
10.5	106.0	155	12	2	CDHCS21050F
10.7	106.0	155	12	2	CDHCS21070F
11.0	106.0	155	12	2	CDHCS21100F
11.5	114.0	163	12	2	CDHCS21150F
12.0	114.0	163	12	2	CDHCS21200F
12.1	133.0	182	14	2	CDHCS21210F
12.3	133.0	182	14	2	CDHCS21230F
12.5	133.0	182	14	2	CDHCS21250F
13.0	133.0	182	14	2	CDHCS21300F
13.5	133.0	182	14	2	CDHCS21350F
14.0	133.0	182	14	2	CDHCS21400F
14.1	152.0	204	16	2	CDHCS21410F
14.5	152.0	204	16	2	CDHCS21450F
15.0	152.0	204	16	2	CDHCS21500F
15.5	152.0	204	16	2	CDHCS21550F
15.7	152.0	204	16	2	CDHCS21570F
16.0	152.0	204	16	2	CDHCS21600F






# 鎢鋼螺旋機械鉸刀- 短刃型- 4/6刃

MICRO GRAIN CARBIDE MACHINE REAMERS- Short Flute- 4/6F

- CRD40000
- CRD60000



刃徑 d	公差 Tolerance
6 ≥ φ	+0.004
6 < φ	+0.005

刃徑 d	刃長 L1	有效長 L2	全長 L	柄徑 D	刃數 F	白刀訂購編號 Uncoated Order No.
2.98	15.0	20	50	4.0	4	CRD40298
2.99	15.0	20	50	4.0	4	CRD40299
3.00	15.0	20	50	4.0	4	CRD40300
3.01	15.0	20	50	4.0	4	CRD40301
3.02	15.0	20	50	4.0	4	CRD40302
3.98	15.0	22	50	4.0	6	CRD60398
3.99	15.0	22	50	4.0	6	CRD60399
4.00	15.0	22	50	4.0	6	CRD60400
4.01	15.0	22	50	4.0	6	CRD60401
4.02	15.0	22	50	4.0	6	CRD60402
4.98	20.0	30	60	6.0	6	CRD60498
4.99	20.0	30	60	6.0	6	CRD60499
5.00	20.0	30	60	6.0	6	CRD60500
5.01	20.0	30	60	6.0	6	CRD60501
5.02	20.0	30	60	6.0	6	CRD60502
5.98	20.0	30	60	6.0	6	CRD60598
5.99	20.0	30	60	6.0	6	CRD60599
6.00	20.0	30	60	6.0	6	CRD60600
6.01	20.0	30	60	6.0	6	CRD60601
6.02	20.0	30	60	6.0	6	CRD60602
6.98	20.0	30	60	8.0	6	CRD60698
6.99	20.0	30	60	8.0	6	CRD60699
7.00	20.0	30	60	8.0	6	CRD60700
7.01	20.0	30	60	8.0	6	CRD60701
7.02	20.0	30	60	8.0	6	CRD60702
7.98	20.0	30	60	8.0	6	CRD60798
7.99	20.0	30	60	8.0	6	CRD60799
8.00	20.0	30	60	8.0	6	CRD60800
8.01	20.0	30	60	8.0	6	CRD60801
8.02	20.0	30	60	8.0	6	CRD60802
8.98	20.0	30	60	10.0	6	CRD60898
8.99	20.0	30	60	10.0	6	CRD60899
9.00	20.0	30	60	10.0	6	CRD60900
9.01	20.0	30	60	10.0	6	CRD60901
9.02	20.0	30	60	10.0	6	CRD60902
9.98	20.0	30	60	10.0	6	CRD60998
9.99	20.0	30	60	10.0	6	CRD60999
10.00	20.0	30	60	10.0	6	CRD61000
10.01	20.0	30	60	10.0	6	CRD61001
10.02	20.0	30	60	10.0	6	CRD61002
11.98	20.0	30	60	12.0	6	CRD61198
11.99	20.0	30	60	12.0	6	CRD61199
12.00	20.0	30	60	12.0	6	CRD61200
12.01	20.0	30	60	12.0	6	CRD61201
12.02	20.0	30	60	12.0	6	CRD61202

→ 切削條件表 P.283  
Cutting Condition

→ 技術資料 P.315  
Technical Data

