銑削刀桿系列

Milling Toolholders Series

合金鋼	調質鋼≦55HRC
不銹鋼	鋁合金 / 銅合金
鈦合金	鑄鐵

For alloy steel, hardened steel (≦55HRC), stainless stee, lcast iron, aluminum alloy and high-temp alloy machining.

產品選擇表
Product Selection Table

高進給加工【高效型】High Feed Milling- Performance

刀片可雙面使用
Double-Sided
Inserts

ELN
P.259 Φ16~32

HLN
P.260 Φ17~32

FLN
P.261 Φ50

ELO
P.262 Φ16~33

HLO
P.263 Φ16~33

FLO
P.264 Φ40~50

EBN
P.265 Φ16~35

HBN
P.266 Φ16~42

FBN
P.267 Φ50~100

EWN
P.268 Φ25~32

FWN
P.269 Φ50~80

刀片單面使用
Single-Sided
Inserts

ELP NEW
P.270 Φ8~16

FJD
P.271 Φ50~100

FSD
P.272 Φ50~80

EWP
P.315 Φ32~50

FWP
P.316 Φ50~160

面銑加工 Face Milling

刀片可雙面使用
Double-Sided
Inserts

FHN
P.273 Φ50~100

FSN
P.274 Φ50~160

FON
P.275 Φ50~100

產品選擇表
Product Selection Table

面銑加工 Face Milling

刀片單面使用
Single-Sided
Inserts

FOF
P.276 Φ50~160

FSE
P.277 Φ50~160

FSE
P.278 Φ50~260

FSP
P.279 Φ80~300

面銑加工、側銑加工 Face Milling & Side Milling

刀片可雙面使用
Double-Sided
Inserts

EXN
P.280 Φ20~32

HXN
P.281 Φ17~32

FXN
P.282 Φ50~160

FAN NEW
P.283 Φ40~100

刀片單面使用
Single-Sided
Inserts

EAP
P.284 Φ16~32

EAPT
P.285 Φ24~32

EAPM
P.286 Φ15~25

EAP
P.287 Φ14.2~32.0

EAP
P.289 Φ25~35

HAP
P.290 Φ11~36

HAP
P.291 Φ25~35

FAP
P.292 Φ40~80


FAP
P.293 Φ40~125

EAX
P.294 Φ10~33

EAX
P.295 Φ25~33

HAX
P.296 Φ26~35

FAX
P.297 Φ40~125

EJD
P.298 Φ25~35

FSO
P.299 Φ50~80

ETP
P.300 Φ20~40

產品選擇表
Product Selection Table

面銑加工、側銑加工 Face Milling & Side Milling

刀片單面使用
Single-Sided
Inserts

P.301 Φ21~33

P.302 Φ50~63

P.303 Φ16~35

P.304 Φ6~21

P.305 Φ16~35

P.307 Φ9~35

P.308 Φ50~66

P.309 Φ10~33

P.310 Φ10~33

仿形加工 Profile Milling

仿形加工
【高精度型】
Profile Milling-
High Precision

刀片單面使用
Single-Sided
Inserts

P.311 5~16R

P.312 5~16R

仿形加工
【粗加工應用】
Profile Milling-
Roughing

刀片單面使用
Single-Sided
Inserts

P.313 12.5~25.0R

仿形加工、面銑加工 Profile Milling & Face Milling

刀片單面使用
Single-Sided
Inserts

P.314 Φ16

P.317 Φ10~17

P.318 Φ15~35

P.319 Φ20~35

產品選擇表
Product Selection Table

仿形加工、面銑加工 Profile Milling & Face Milling

刀片單面使用
Single-Sided
Inserts

ERD
P.320 Φ25~40

HRD
P.321 Φ12~42

HRD
P.322 Φ20~42

FRDX
P.323 Φ50~80

FRD
P.325 Φ50~160

ERP
P.326 Φ20~40

HRP
P.327 Φ25~35

FRP
P.328 Φ50~100

T 型加工 T-Slot Milling

刀片單面使用
Single-Sided
Inserts

ETCC
P.329 Φ21~50

FTCC
P.330 Φ100~125

鳩尾槽加工 Dovetail Milling

刀片單面使用
Single-Sided
Inserts

EDDC
P.331 Φ16~60

鎢鋼銑刀頭 Thread- Carbide End Mills

CHS
P.332 Φ8~32

CHCR
P.333 Φ8~20

CHB
P.334 4.0~12.5R

產品選擇表
Product Selection Table

鎢鋼抗震刀桿 Carbide Vibration Holder

扭力扳手 Torque Wrench

梅花螺絲尺寸
規格表
Torx Screw
Size
P.338~339

ELN 高進給型銑刀桿

HIGH FEED MILLING CUTTERS- ELN

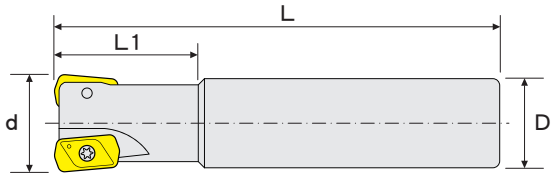

150

訂購編號 Order No.	尺寸 Dimensions (mm)				刀片數量 Teeth	搭配刀片 Insert	Screw	Wrench
	d	L1	L	D				
ELN03-02016-100L	16	30	100	16	2	LNMX0303..	TS2535	ETF07
ELN03-02016-150L	16	30	150	16	2			
ELN03-02017-150L	17	50	150	16	2			
ELN03-02018-150L	18	50	150	16	2			
ELN03-03020-150L	20	50	150	20	3			
ELN03-04020-130L	20	50	130	20	4			
ELN03-03021-150L	21	50	150	20	3			
ELN03-03022-150L	22	50	150	20	3			
ELN03-04025-150L	25	60	150	25	4			
ELN03-06032-150L	32	70	150	32	6			

R 角編程設定 Programming- Corner R		
刀片 Insert	內接圓 R 角 Input. R	切削殘留量 Uncut
LNMX0303	1.5 mm	0.5 mm

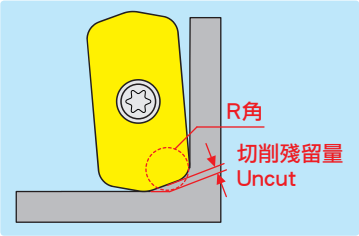

搭配刀片 Insert P.233
切削條件表 Cutting Condition P.583

※ 型號後端 -C 為出水孔設計。 Product number end in -C are coolant-through design.

應用材質 Work Material	碳素鋼 Carbon Steels	合金鋼 Alloy Steels		調質鋼 Hardened Steels		不銹鋼 Stainless Steels	鑄鐵 Cast Iron	鋁合金 Aluminum Alloys	高溫合金 High-Temp Alloys
	HRC<20	HRC20~30	HRC30~45	HRC45~55	HRC55~63		HRC<30		HRC<30
	◎	◎	◎	◎	—	◎	◎	—	○

◎：第一推薦 First Recommend　○：第二推薦 Second Recommend　—：不推薦 NO Recommend

HLN 鎖牙式 - 高進給型銑刀頭

MODULAR HEADS- HIGH FEED MILLING CUTTERS- HLN

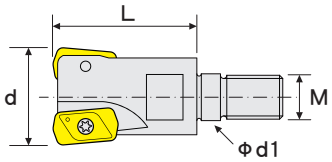

150

訂購編號 Order No.	尺寸 Dimensions (mm)				刀片數量 Teeth	搭配刀片 Insert	Screw	Wrench
	d	L	d1	M				
HLN03-02017	17	26	8.5	M8	2	LNMX0303..	TS2535	ETF07
HLN03-03021	21	32	10.5	M10	3			
HLN03-04026	26	38	12.5	M12	4			
HLN03-04032	32	41	17.0	M16	4			

R 角編程設定 Programming- Corner R		
刀片 Insert	內接圓 R 角 Input. R	切削殘留量 Uncut
LNMX0303	1.5 mm	0.5 mm

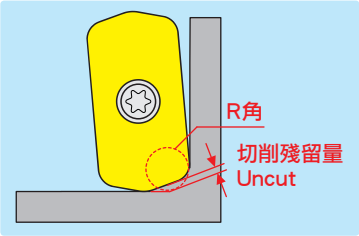

➡ 搭配刀片 Insert P.233 ➡ 搭配刀桿 Holder P.335, 336 ➡ 切削條件表 Cutting Condition P.583

※ 型號後端 -C 為出水孔設計。 Product number end in -C are coolant-through design.

應用材質 Work Material	碳素鋼 Carbon Steels	合金鋼 Alloy Steels		調質鋼 Hardened Steels		不銹鋼 Stainless Steels	鑄鐵 Cast Iron	鋁合金 Aluminum Alloys	高溫合金 High-Temp Alloys
	HRC<20	HRC20~30	HRC30~45	HRC45~55	HRC55~63		HRC<30		HRC<30
	◎	◎	◎	◎	—	◎	◎	—	○

◎：第一推薦 First Recommend ○：第二推薦 Second Recommend —：不推薦 NO Recommend

FLN 高進給型銑刀盤

HIGH FEED FACE MILLING CUTTERS- FLN

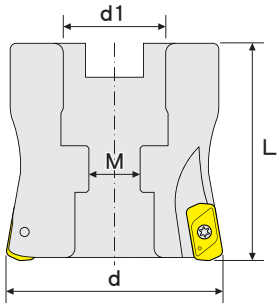

Milling Table 150

訂購編號 Order No.	尺寸 Dimensions (mm)				刀片數量 Teeth	搭配刀片 Insert	Screw	Wrench
	d	L	d1	M				
FLN03-05050-2200	50	50	22.00	—	5	LNMX0303..	TS2535	ETF07
FLN03-08050-2200	50	50	22.00	—	8			

R 角編程設定 Programming- Corner R		
刀片 Insert	內接圓 R 角 Input. R	切削殘留量 Uncut
LNMX0303	1.5 mm	0.5 mm

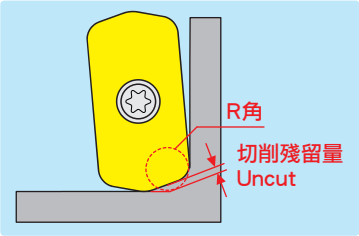

搭配刀片 Insert P.233
切削條件表 Cutting Condition P.583

※ 型號後端 -C 為出水孔設計。 Product number end in -C are coolant-through design.

應用材質 Work Material	碳素鋼 Carbon Steels	合金鋼 Alloy Steels		調質鋼 Hardened Steels		不銹鋼 Stainless Steels	鑄鐵 Cast Iron	鋁合金 Aluminum Alloys	高溫合金 High-Temp Alloys
	HRC<20	HRC20~30	HRC30~45	HRC45~55	HRC55~63		HRC<30		HRC<30
	◎	◎	◎	◎	—	◎	◎	—	○

◎：第一推薦 First Recommend　○：第二推薦 Second Recommend　—：不推薦 NO Recommend

ELO 高進給型銑刀桿

HIGH FEED MILLING CUTTERS- ELO

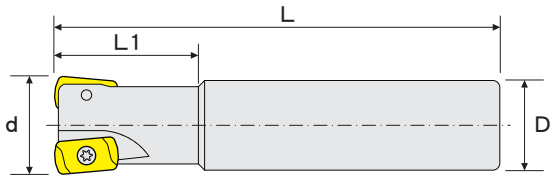

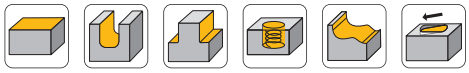

Milling Table 151

訂購編號 Order No.	尺寸 Dimensions (mm)				刀片數量 Teeth	搭配刀片 Insert	Screw	Wrench
	d	L1	L	D				
ELO03-02016-150L	16	30	150	16	2	LOGX0303..	MS3007K	ETF08
ELO03-02017-150L	17	25	150	16	2			
ELO03-03020-150L	20	35	150	20	3			
ELO03-03021-150L	21	30	150	20	3			
ELO03-04025-150L	25	40	150	25	4			
ELO03-04025-200L	25	40	200	25	4			
ELO03-04026-150L	26	35	150	25	4			
ELO03-04026-200L	26	35	200	25	4			
ELO03-05032-150L	32	50	150	32	5			
ELO03-05032-200L	32	50	200	32	5			
ELO03-05033-150L	33	40	150	32	5			
ELO03-05033-200L	33	40	200	32	5			

R 角編程設定 Programming- Corner R		
刀片 Insert	內接圓 R 角 Input. R	切削殘留量 Uncut
LOGX0303	1.6 mm	0.39 mm

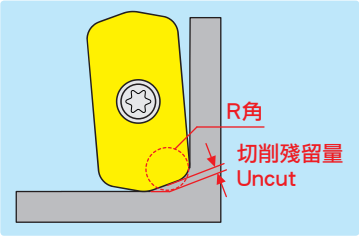

搭配刀片 Insert P.233
切削條件表 Cutting Condition P.583

※ 型號後端 -C 為出水孔設計。 Product number end in -C are coolant-through design.

應用材質 Work Material	碳素鋼 Carbon Steels	合金鋼 Alloy Steels		調質鋼 Hardened Steels		不銹鋼 Stainless Steels	鑄鐵 Cast Iron	鋁合金 Aluminum Alloys	高溫合金 High-Temp Alloys
	HRC<20	HRC20~30	HRC30~45	HRC45~55	HRC55~63		HRC<30		HRC<30
	◎	◎	◎	◎	—	◎	◎	—	○

◎：第一推薦 First Recommend　○：第二推薦 Second Recommend　—：不推薦 NO Recommend

HLO 鎖牙式 - 高進給型銑刀頭

MODULAR HEADS- HIGH FEED MILLING CUTTERS- HLO

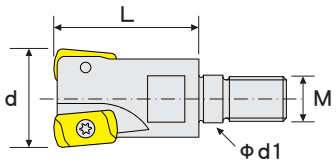

Milling Table 151

訂購編號 Order No.	尺寸 Dimensions (mm)				刀片數量 Teeth	搭配刀片 Insert	Screw	Wrench
	d	L	d1	M				
HLO03-02016	16	25	8.5	M8	2	LOGX0303..	MS3007K	ETF08
HLO03-02017	17	25	8.5	M8	2			
HLO03-03020	20	30	10.5	M10	3			
HLO03-03021	21	30	10.5	M10	3			
HLO03-04025	25	35	12.5	M12	4			
HLO03-04026	26	35	12.5	M12	4			
HLO03-05032	32	40	17.0	M16	5			
HLO03-05033	33	40	17.0	M16	5			

R 角編程設定 Programming- Corner R		
刀片 Insert	內接圓 R 角 Input. R	切削殘留量 Uncut
LOGX0303	1.6 mm	0.39 mm

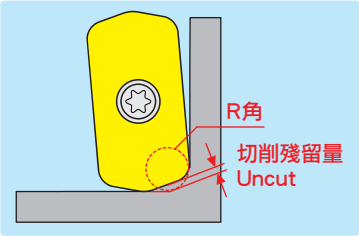

搭配刀片 Insert P.233 搭配刀桿 Holder P.335, 336 切削條件表 Cutting Condition P.583

※ 型號後端 -C 為出水孔設計。 Product number end in -C are coolant-through design.

應用材質 Work Material	碳素鋼 Carbon Steels	合金鋼 Alloy Steels		調質鋼 Hardened Steels		不銹鋼 Stainless Steels	鑄鐵 Cast Iron	鋁合金 Aluminum Alloys	高溫合金 High-Temp Alloys
	HRC<20	HRC20~30	HRC30~45	HRC45~55	HRC55~63		HRC<30		HRC<30
	◎	◎	◎	◎	—	◎	◎	—	○

◎：第一推薦 First Recommend ○：第二推薦 Second Recommend —：不推薦 NO Recommend

FLO 高進給型銑刀盤

HIGH FEED FACE MILLING CUTTERS- FLO

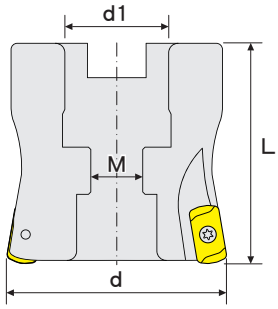

Milling Table 151

訂購編號 Order No.	尺寸 Dimensions (mm)				刀片數量 Teeth	搭配刀片 Insert	Screw	Wrench
	d	L	d1	M				
FLO03-06040-1600	40	40	16.00	M8.5	6	LOGX0303..	MS3007K	ETF08
FLO03-08050-2200	50	50	22.00	M11.0	8			

R 角編程設定 Programming- Corner R		
刀片 Insert	內接圓 R 角 Input. R	切削殘留量 Uncut
LOGX0303	1.6 mm	0.39 mm

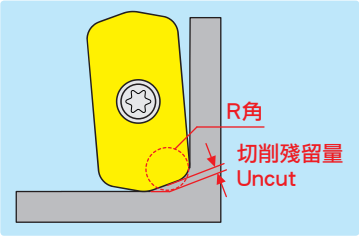

搭配刀片 Insert P.233
切削條件表 Cutting Condition P.583

※ 型號後端 -C 為出水孔設計。 Product number end in -C are coolant-through design.

應用材質 Work Material	碳素鋼 Carbon Steels	合金鋼 Alloy Steels		調質鋼 Hardened Steels		不銹鋼 Stainless Steels	鑄鐵 Cast Iron	鋁合金 Aluminum Alloys	高溫合金 High-Temp Alloys
	HRC<20	HRC20~30	HRC30~45	HRC45~55	HRC55~63		HRC<30		HRC<30
	◎	◎	◎	◎	—	◎	◎	—	○

◎：第一推薦 First Recommend　○：第二推薦 Second Recommend　—：不推薦 NO Recommend

EBN 高進給型銑刀桿

HIGH FEED MILLING CUTTERS- EBN

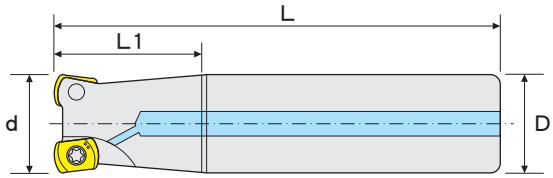

Milling Table 152

訂購編號 Order No.	尺寸 Dimensions (mm)				刀片數量 Teeth	搭配刀片 Insert	Screw	Wrench
	d	L1	L	D				
EBN06-02016-150L	16	30	150	16	2	BNMX0603..	TS3016	ETF08
EBN06-02016-200L	16	30	200	16	2			
EBN06-02017-150L	17	30	150	16	2			
EBN06-02017-200L	17	30	200	16	2			
EBN06-03020-150L	20	30	150	20	3			
EBN06-03020-200L	20	30	200	20	3			
EBN06-03021-150L	21	30	150	20	3			
EBN06-03021-200L	21	30	200	20	3			
EBN06-04025-150L	25	35	150	25	4			
EBN06-04025-200L	25	35	200	25	4			
EBN06-04026-150L	26	35	150	25	4			
EBN06-04026-200L	26	35	200	25	4			
EBN06-05032-150L	32	40	150	32	5			
EBN06-05032-200L	32	40	200	32	5			
EBN06-05033-150L	33	40	150	32	5			
EBN06-05033-200L	33	40	200	32	5			
EBN06-05035-150L	35	40	150	32	5			
EBN06-05035-200L	35	40	200	32	5			
EBN09-03025-150L	25	40	150	25	3	BNMX0904..	TS4009	ETF15
EBN09-03032-150L	32	40	150	32	3			

R 角編程設定 Programming- Corner R		
刀片 Insert	內接圓 R 角 Input. R	切削殘留量 Uncut
BNMX0603	2.0 mm	0.42 mm
BNMX0904	2.5 mm	0.61 mm

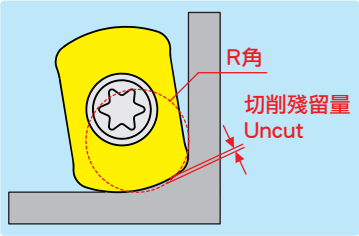

搭配刀片 Insert P.233
切削條件表 Cutting Condition P.584

※ 型號後端 -C 為出水孔設計。 Product number end in -C are coolant-through design.

應用材質 Work Material	碳素鋼 Carbon Steels	合金鋼 Alloy Steels		調質鋼 Hardened Steels		不銹鋼 Stainless Steels	鑄鐵 Cast Iron	鋁合金 Aluminum Alloys	高溫合金 High-Temp Alloys
	HRC<20	HRC20~30	HRC30~45	HRC45~55	HRC55~63		HRC<30		HRC<30
	◎	◎	◎	◎	—	◎	◎	—	○

◎：第一推薦 First Recommend　○：第二推薦 Second Recommend　—：不推薦 NO Recommend

HBN 鎖牙式 - 高進給型銑刀頭

MODULAR HEADS- HIGH FEED MILLING CUTTERS- HBN

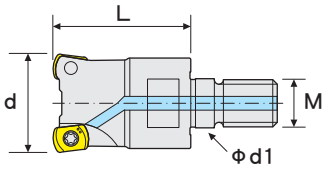

152

訂購編號 Order No.	尺寸 Dimensions (mm)				刀片數量 Teeth	搭配刀片 Insert	Screw	Wrench
	d	L	d1	M				
HBN06-02016	16	25	8.5	M8	2	BNMX0603..	TS3016	ETF08
HBN06-02017	17	25	8.5	M8	2			
HBN06-03020	20	30	10.5	M10	3			
HBN06-03021	21	30	10.5	M10	3			
HBN06-04025	25	35	12.5	M12	4			
HBN06-04026	26	35	12.5	M12	4			
HBN06-04032	32	40	17.0	M16	4			
HBN06-05032	32	40	17.0	M16	5			
HBN06-04035	35	43	17.0	M16	4			
HBN06-05035	35	43	17.0	M16	5			
HBN06-06040	40	43	17.0	M16	6			
HBN06-06042	42	43	17.0	M16	6			
HBN09-03025-C	25	35	12.5	M12	3	BNMX0904..	TS4009	ETF15
HBN09-04032-C	32	40	17.0	M16	4			
HBN09-04035-C	35	43	17.0	M16	4			
HBN09-05042-C	42	43	17.0	M16	5			

R 角編程設定 Programming- Corner R		
刀片 Insert	內接圓 R 角 Input. R	切削殘留量 Uncut
BNMX0603	2.0 mm	0.42 mm
BNMX0904	2.5 mm	0.61 mm

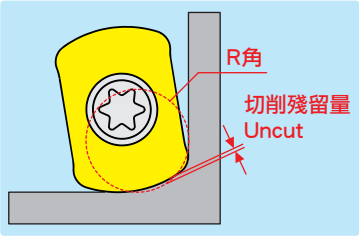

➡ 搭配刀片 Insert P.233 ➡ 搭配刀桿 Holder P.335, 336 ➡ 切削條件表 Cutting Condition P.584

※ 型號後端 -C 為出水孔設計。 Product number end in -C are coolant-through design.

應用材質 Work Material	碳素鋼 Carbon Steels	合金鋼 Alloy Steels		調質鋼 Hardened Steels		不銹鋼 Stainless Steels	鑄鐵 Cast Iron	鋁合金 Aluminum Alloys	高溫合金 High-Temp Alloys
	HRC<20	HRC20~30	HRC30~45	HRC45~55	HRC55~63		HRC<30		HRC<30
	◎	◎	◎	◎	—	◎	◎	—	○

◎：第一推薦 First Recommend ○：第二推薦 Second Recommend —：不推薦 NO Recommend

FBN 高進給型銑刀盤

HIGH FEED FACE MILLING CUTTERS- FBN

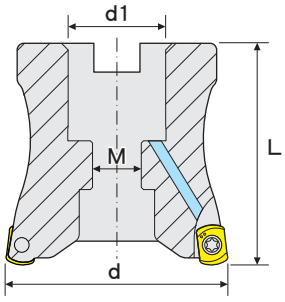

Milling Table 152

訂購編號 Order No.	尺寸 Dimensions (mm)				刀片數量 Teeth	搭配刀片 Insert	Screw	Wrench
	d	L	d1	M				
FBN06-07050-2200-C	50	50	22.00	—	7	BNMX0603..	MS2506E	ETF08
FBN06-07052-2200-C	52	50	22.00	—	7			
FBN09-06050-2200-C	50	50	22.00	—	6	BNMX0904..	TS3504	ETF15
FBN09-06052-2200-C	52	50	22.00	—	6			
FBN09-07063-2200-C	63	50	22.00	—	7		TS4009	
FBN09-07063-2700-C	63	50	27.00	—	7		TS3504	
FBN09-07066-2700-C	66	50	27.00	—	7			
FBN09-08080-2700-C	80	50	27.00	—	8			
FBN09-10100-3200-C	100	50	32.00	—	10			

R 角編程設定 Programming- Corner R		
刀片 Insert	內接圓 R 角 Input. R	切削殘留量 Uncut
BNMX0603	2.0 mm	0.42 mm
BNMX0904	2.5 mm	0.61 mm

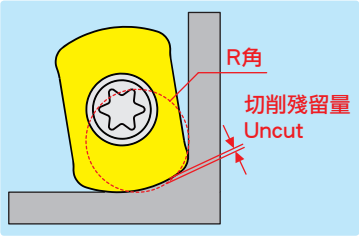

搭配刀片 Insert P.233
切削條件表 Cutting Condition P.584

※ 型號後端 -C 為出水孔設計。 Product number end in -C are coolant-through design.

應用材質 Work Material	碳素鋼 Carbon Steels	合金鋼 Alloy Steels		調質鋼 Hardened Steels		不銹鋼 Stainless Steels	鑄鐵 Cast Iron	鋁合金 Aluminum Alloys	高溫合金 High-Temp Alloys
	HRC<20	HRC20~30	HRC30~45	HRC45~55	HRC55~63		HRC<30		HRC<30
	◎	◎	◎	◎	—	◎	◎	—	○

◎：第一推薦 First Recommend　○：第二推薦 Second Recommend　—：不推薦 NO Recommend

EWN 高進給型銑刀桿

HIGH FEED MILLING CUTTERS- EWN

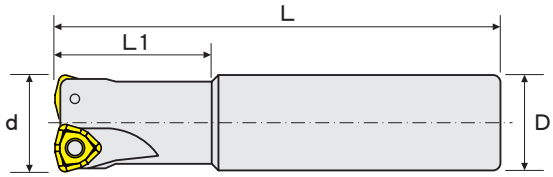

Milling Table 153

訂購編號 Order No.	尺寸 Dimensions (mm)				刀片數量 Teeth	搭配刀片 Insert	Screw	Wrench
	d	L1	L	D				
EWN09-02025-150L	25	40	150	25	2	WNMX09T3..	TS3006	ETF10
EWN09-03032-150L	32	40	150	32	3			

R 角編程設定 Programming- Corner R		
刀片 Insert	內接圓 R 角 Input. R	切削殘留量 Uncut
WNMX09T3	2.5 mm	0.6 mm
WNMX1305	3.0 mm	1.0 mm

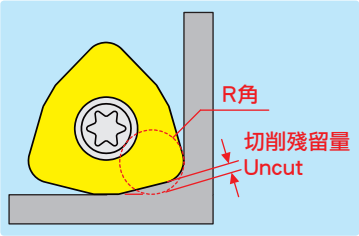

搭配刀片 Insert P.233, 234
切削條件表 Cutting Condition P.585

※ 型號後端 -C 為出水孔設計。 Product number end in -C are coolant-through design.

應用材質 Work Material	碳素鋼 Carbon Steels	合金鋼 Alloy Steels		調質鋼 Hardened Steels		不銹鋼 Stainless Steels	鑄鐵 Cast Iron	鋁合金 Aluminum Alloys	高溫合金 High-Temp Alloys
	HRC<20	HRC20~30	HRC30~45	HRC45~55	HRC55~63		HRC<30		HRC<30
	◎	◎	◎	◎	—	◎	◎	—	○

◎：第一推薦 First Recommend　○：第二推薦 Second Recommend　—：不推薦 NO Recommend

FWN 高進給型銑刀盤

HIGH FEED FACE MILLING CUTTERS- FWN

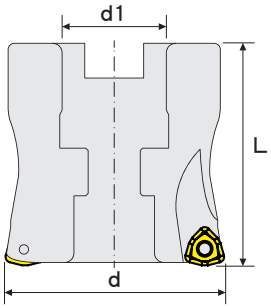

Milling Table 153

訂購編號 Order No.	尺寸 Dimensions (mm)				刀片數量 Teeth	搭配刀片 Insert	Screw	Wrench
	d	L	d1	M				
FWN09-05050-2200	50	50	22.00	—	5	WNMX09T3..	TS3006	ETF10
FWN09-05063-2200	63	50	22.00	—	5			
FWN09-05050-2200-C	50	50	22.00	—	5			
FWN09-05063-2200-C	63	50	22.00	—	5			
FWN13-05063-2200	63	50	22.00	—	5	WNMX1305..	TS4006	ETF15
FWN13-07080-2700	80	50	27.00	—	7			

R 角編程設定 Programming- Corner R		
刀片 Insert	內接圓 R 角 Input. R	切削殘留量 Uncut
WNMX09T3	2.5 mm	0.6 mm
WNMX1305	3.0 mm	1.0 mm

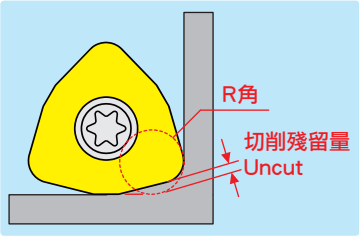

搭配刀片 Insert P.233, 234
切削條件表 Cutting Condition P.585

※ 型號後端 -C 為出水孔設計。 Product number end in -C are coolant-through design.

應用材質 Work Material	碳素鋼 Carbon Steels	合金鋼 Alloy Steels		調質鋼 Hardened Steels		不銹鋼 Stainless Steels	鑄鐵 Cast Iron	鋁合金 Aluminum Alloys	高溫合金 High-Temp Alloys
	HRC<20	HRC20~30	HRC30~45	HRC45~55	HRC55~63		HRC<30		HRC<30
	◎	◎	◎	◎	—	◎	◎	—	○

◎：第一推薦 First Recommend　○：第二推薦 Second Recommend　—：不推薦 NO Recommend

ELP 高進給型銑刀桿

HIGH FEED MILLING CUTTERS- ELP

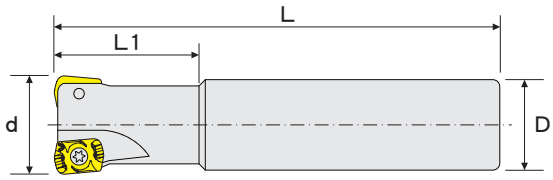

Milling Table 192

訂購編號 Order No.	尺寸 Dimensions (mm)				刀片數量 Teeth	搭配刀片 Insert	Screw	Wrench
	d	L1	L	D				
ELP01-01008-080L	8	16	80	10	1	LPGX0102..	MS1804A	ETF06
ELP01-01008-080L-C	8	16	80	10	1			
ELP01-02010-080L	10	20	80	10	2			
ELP01-02010-080L-C	10	20	80	10	2			
ELP01-02010-100L	10	25	100	10	2			
ELP01-02010-100L-C	10	25	100	10	2			
ELP01-03012-080L	12	20	80	12	3			
ELP01-03012-080L-C	12	20	80	12	3			
ELP01-03012-100L	12	25	100	12	3			
ELP01-03012-100L-C	12	25	100	12	3			
ELP01-03012-150L	12	25	150	12	3			
ELP01-03012-150L-C	12	25	150	12	3			
ELP01-04016-090L	16	20	90	16	4			
ELP01-04016-090L-C	16	20	90	16	4			
ELP01-04016-150L	16	30	150	16	4			
ELP01-04016-150L-C	16	30	150	16	4			

R 角編程設定 Programming- Corner R		
刀片 Insert	內接圓 R 角 Input. R	切削殘留量 Uncut
LPGX0102	1.2 mm	0.17 mm

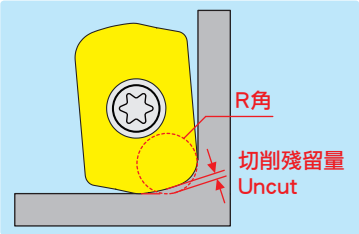

搭配刀片 Insert P.234
切削條件表 Cutting Condition P.617

※ 型號後端 -C 為出水孔設計。 Product number end in -C are coolant-through design.

應用材質 Work Material	碳素鋼 Carbon Steels	合金鋼 Alloy Steels		調質鋼 Hardened Steels		不銹鋼 Stainless Steels	鑄鐵 Cast Iron	鋁合金 Aluminum Alloys	高溫合金 High-Temp Alloys
	HRC<20	HRC20~30	HRC30~45	HRC45~55	HRC55~63	—	HRC<30	—	HRC<30
	◎	◎	◎	○	—	◎	◎	—	○

◎：第一推薦 First Recommend　○：第二推薦 Second Recommend　—：不推薦 NO Recommend

FJD 高進給型銑刀盤

HIGH FEED FACE MILLING CUTTERS- FJD

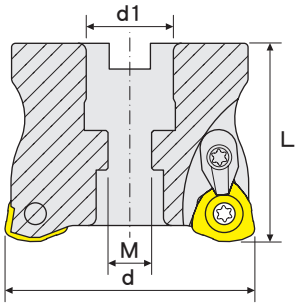

Milling Table 154

訂購編號 Order No.	尺寸 Dimensions (mm)				刀片數量 Teeth	搭配刀片 Insert	Screw	Wrench	Screw	Clamp	Wrench
	d	L	d1	M							
FJD12-03050-2200	50	50	22.00	M11	3	JDMW1204..	MS4011G	–	–	MC35-3V	ETF15
FJD12-04050-2200	50	50	22.00	M11	4						
FJD12-04063-2200	63	50	22.00	M11	4						
FJD12-04063-2540	63	50	25.40	M13	4						
FJD12-04066-2540	66	50	25.40	M13	4						
FJD12-04080-2540	80	50	25.40	M13	4						
FJD12-06080-2540	80	50	25.40	M13	6						
FJD14-04063-2200	63	50	22.00	M11	4	JDMT1405.. JDMW1405..	MS5011A	–	–	MC50V	ETF20
FJD14-04063-2540	63	50	25.40	M13	4						
FJD14-04066-2540	66	50	25.40	M13	4						
FJD14-04080-3175	80	63	31.75	M17	4						
FJD14-05100-3175	100	63	31.75	M17	5						

R 角編程設定 Programming- Corner R		
刀片 Insert	內接圓 R 角 Input. R	切削殘留量 Uncut
JDMW1204	3.0 mm	0.63 mm
JDMT1405 / JDMW1405	3.0 mm	0.64 mm

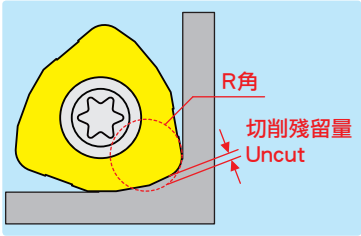

搭配刀片 Insert P.234, 235
切削條件表 Cutting Condition P.586

※ 型號後端 -C 為出水孔設計。 Product number end in -C are coolant-through design.

應用材質 Work Material	碳素鋼 Carbon Steels	合金鋼 Alloy Steels		調質鋼 Hardened Steels		不銹鋼 Stainless Steels	鑄鐵 Cast Iron	鋁合金 Aluminum Alloys	高溫合金 High-Temp Alloys
	HRC<20	HRC20~30	HRC30~45	HRC45~55	HRC55~63		HRC<30		HRC<30
	◎	◎	◎	◎	—	◎	◎	—	○

◎：第一推薦 First Recommend　○：第二推薦 Second Recommend　—：不推薦 NO Recommend

FSD 高進給型銑刀盤

HIGH FEED FACE MILLING CUTTERS- FSD

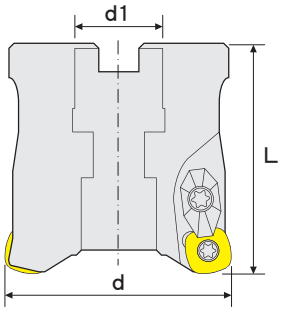

Milling Table 155

訂購編號 Order No.	尺寸 Dimensions (mm)			刀片數量 Teeth	搭配刀片 Insert	Clamp	Screw	Screw	Wrench
	d	L	d1						
FSD12-03050-2200	50	50	22.00	3	SDMT1205.. SDNW1205..	YR-06	MS4008ES	MS4011A	ETF15
FSD12-03050-2222	50	50	22.22	3					
FSD12-04050-2200	50	50	22.00	4					
FSD12-04050-2222	50	50	22.22	4					
FSD12-03063-2200	63	50	22.00	3					
FSD12-03063-2222	63	50	22.22	3					
FSD12-04063-2200	63	50	22.00	4					
FSD12-04063-2222	63	50	22.22	4					
FSD12-04080-3175	80	55	31.75	4					
FSD12-04080-3200	80	55	32.00	4					
FSD12-05080-3175	80	55	31.75	5					
FSD12-05080-3200	80	55	32.00	5					

R 角編程設定 Programming- Corner R		
刀片 Insert	內接圓 R 角 Input. R	切削殘留量 Uncut
SDMT1205 SDNW1205	4.5 mm	0.83 mm

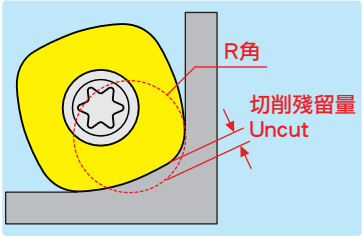

搭配刀片 Insert P.235
切削條件表 Cutting Condition P.587

※ 型號後端 -C 為出水孔設計。 Product number end in -C are coolant-through design.

應用材質 Work Material	碳素鋼 Carbon Steels	合金鋼 Alloy Steels		調質鋼 Hardened Steels		不銹鋼 Stainless Steels	鑄鐵 Cast Iron	鋁合金 Aluminum Alloys	高溫合金 High-Temp Alloys
	HRC<20	HRC20~30	HRC30~45	HRC45~55	HRC55~63		HRC<30		HRC<30
	◎	◎	◎	◎	—	◎	◎	—	○

◎：第一推薦 First Recommend　○：第二推薦 Second Recommend　—：不推薦 NO Recommend

FHN 面銑刀盤

FACE MILLING CUTTERS- FHN

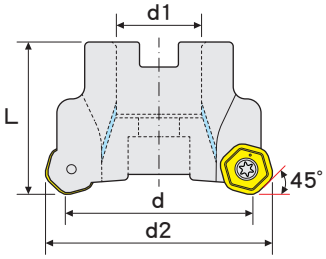

Milling Table 156

訂購編號 Order No.	尺寸 Dimensions (mm)				刀片數量 Teeth	搭配刀片 Insert	Screw	Wrench
	d	d2	L	d1				
FHN07-05050-2200-C	50	58.7	40	22.00	5	HNMX0704..	TS4005	ETF15
FHN07-06063-2200-C	63	71.7	40	22.00	6			
FHN07-08080-2700-C	80	88.7	50	27.00	8			
FHN07-09100-3200-C	100	108.7	50	32.00	9			

搭配刀片 Insert P.235 切削條件表 Cutting Condition P.587

※ 型號後端 -C 為出水孔設計。 Product number end in -C are coolant-through design.

應用材質 Work Material	碳素鋼 Carbon Steels	合金鋼 Alloy Steels		調質鋼 Hardened Steels		不銹鋼 Stainless Steels	鑄鐵 Cast Iron	鋁合金 Aluminum Alloys	高溫合金 High-Temp Alloys
	HRC<20	HRC20~30	HRC30~45	HRC45~55	HRC55~63		HRC<30		HRC<30
	◎	◎	◎	—	—	◎	◎	—	○

◎：第一推薦 First Recommend ○：第二推薦 Second Recommend —：不推薦 NO Recommend

FSN 面銑刀盤

FACE MILLING CUTTERS- FSN

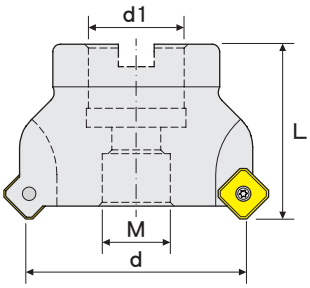

Milling Table 157

訂購編號 Order No.	尺寸 Dimensions (mm)				刀片數量 Teeth	搭配刀片 Insert	Screw	Wrench
	d	L	d1	M				
FSN12-04050-2200-C	50	40	22.00	M11	4	SNMX1205..	MS4014M	ETF15
FSN12-05050-2200-C	50	40	22.00	M11	5			
FSN12-05063-2200-C	63	40	22.00	M11	5			
FSN12-06063-2200-C	63	40	22.00	M11	6			
FSN12-06080-2700-C	80	50	27.00	M13	6			
FSN12-07080-2700-C	80	50	27.00	M13	7			
FSN12-08080-2700-C	80	50	27.00	M13	8			
FSN12-07100-3200-C	100	50	32.00	M45	7			
FSN12-08100-3200-C	100	50	32.00	M45	8			
FSN12-09100-3200-C	100	50	32.00	M45	9			
FSN12-10125-4000-C	125	63	40.00	M53	10			
FSN12-12160-4000-C	160	63	40.00	M55	12			

搭配刀片 Insert P.236 切削條件表 Cutting Condition P.588

※ 型號後端 -C 為出水孔設計。 Product number end in -C are coolant-through design.

應用材質 Work Material	碳素鋼 Carbon Steels	合金鋼 Alloy Steels		調質鋼 Hardened Steels		不銹鋼 Stainless Steels	鑄鐵 Cast Iron	鋁合金 Aluminum Alloys	高溫合金 High-Temp Alloys
	HRC<20	HRC20~30	HRC30~45	HRC45~55	HRC55~63		HRC<30		HRC<30
	◎	◎	◎	○	—	◎	◎	—	○

◎：第一推薦 First Recommend ○：第二推薦 Second Recommend —：不推薦 NO Recommend

FON 面銑刀盤

FACE MILLING CUTTERS- FON

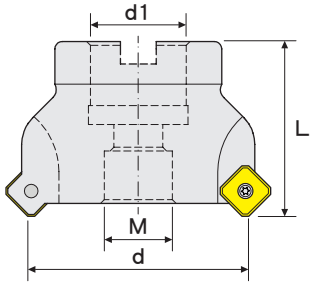

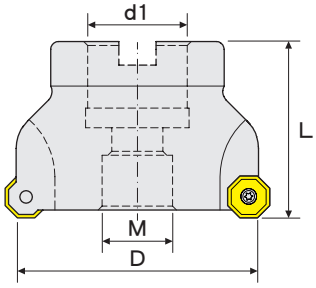

Milling Table 157

訂購編號 Order No.	尺寸 Dimensions (mm)					刀片數量 Teeth	搭配刀片 Insert	Screw	Wrench
	d	D	L	d1	M				
FON05-04050-2200	50	52.9	40	22.00	—	4	ONMX0505.. SNMX1205..	TS4015	ETF15
FON05-05063-2200	63	65.9	40	22.00	—	5			
FON05-06080-2700	80	82.9	50	27.00	—	6			
FON05-08100-3200	100	102.9	50	32.00	—	8			
FON05-10125-4000	125	127.9	63	40.00	—	10			
FON05-12160-4000	160	162.9	63	40.00	—	12			
FON05-14200-6000	200	202.9	63	60.00	—	14			

搭配刀片 Insert P.236
切削條件表 Cutting Condition P.588

※ 型號後端 -C 為出水孔設計。 Product number end in -C are coolant-through design.

應用材質 Work Material	碳素鋼 Carbon Steels	合金鋼 Alloy Steels		調質鋼 Hardened Steels		不銹鋼 Stainless Steels	鑄鐵 Cast Iron	鋁合金 Aluminum Alloys	高溫合金 High-Temp Alloys
	HRC<20	HRC20~30	HRC30~45	HRC45~55	HRC55~63		HRC<30		HRC<30
	◎	◎	◎	○	—	◎	◎	—	○

◎：第一推薦 First Recommend　○：第二推薦 Second Recommend　—：不推薦 NO Recommend

FOF 面銑刀盤

FACE MILLING CUTTERS- FOF

Φ50
Φ63

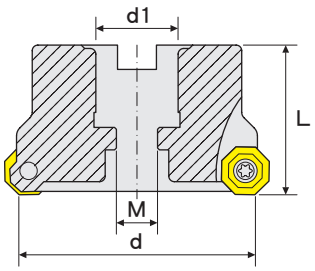

Φ80
Φ100
Φ125

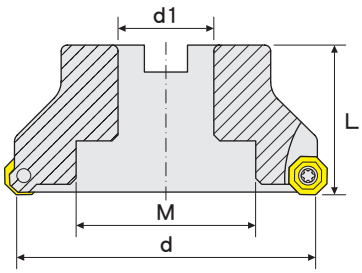

Milling Table 158

訂購編號 Order No.	尺寸 Dimensions (mm)				刀片數量 Teeth	搭配刀片 Insert	Screw	Wrench
	d	L	d1	M				
FOF05-05050-2200	50	40	22.00	M11	5	OFMT05T3..	MS4011A	ETF15
FOF05-06063-2200	63	40	22.00	M11	6			
FOF05-06063-2540	63	50	25.40	M13	6			
FOF05-07080-2540	80	50	25.40	M13	7			
FOF05-07080-2700	80	50	27.00	M38	7			
FOF05-08100-3175	100	50	31.75	M46	8			
FOF05-08100-3200	100	50	32.00	M46	8			
FOF05-09125-3810	125	63	38.10	M60	9			
FOF05-09125-4000	125	63	40.00	M60	9			
FOF05-11160-5080	160	63	50.80	M80	11			

搭配刀片 Insert P.236
切削條件表 Cutting Condition P.589

※ 型號後端 -C 為出水孔設計。 Product number end in -C are coolant-through design.

應用材質 Work Material	碳素鋼 Carbon Steels	合金鋼 Alloy Steels		調質鋼 Hardened Steels		不銹鋼 Stainless Steels	鑄鐵 Cast Iron	鋁合金 Aluminum Alloys	高溫合金 High-Temp Alloys
	HRC<20	HRC20~30	HRC30~45	HRC45~55	HRC55~63		HRC<30		HRC<30
	◎	◎	◎	○	—	○	◎	—	○

◎：第一推薦 First Recommend　○：第二推薦 Second Recommend　—：不推薦 NO Recommend

FSE 面銑刀盤

FACE MILLING CUTTERS- FSE

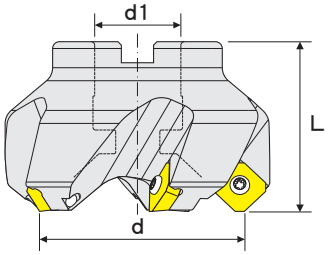

Milling Table 159

訂購編號 Order No.	尺寸 Dimensions (mm)				刀片數量 Teeth	搭配刀片 Insert	Screw	Wrench
	d	L	d1	M				
FSE12-04050-2200	50	40	22.00	—	4	SE..1204..	CS45	ETF15
FSE12-05063-2540	63	50	25.40	—	5			
FSE12-06080-2540	80	50	25.40	—	6			
FSE12-06100-3175	100	50	31.75	—	6			
FSE12-08125-3810	125	63	38.10	—	8			
FSE12-10160-5080	160	63	50.80	—	10			

搭配刀片 Insert P.236, 237
切削條件表 Cutting Condition P.589

※ 型號後端 -C 為出水孔設計。 Product number end in -C are coolant-through design.

應用材質 Work Material	碳素鋼 Carbon Steels	合金鋼 Alloy Steels		調質鋼 Hardened Steels		不銹鋼 Stainless Steels	鑄鐵 Cast Iron	鋁合金 Aluminum Alloys	高溫合金 High-Temp Alloys
	HRC<20	HRC20~30	HRC30~45	HRC45~55	HRC55~63		HRC<30		HRC<30
	◎	◎	◎	○	—	○	◎	◎	○

◎：第一推薦 First Recommend　○：第二推薦 Second Recommend　—：不推薦 NO Recommend

FSE 面銑刀盤

FACE MILLING CUTTERS- FSE

Φ50
Φ63
Φ80
Φ100
Φ125
Φ160

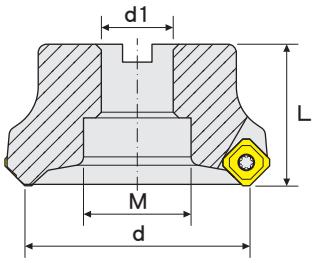

Φ210
Φ260

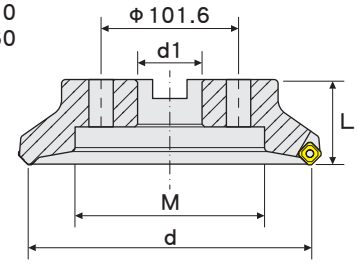

Milling Table 160

訂購編號 Order No.	尺寸 Dimensions (mm)				刀片數量 Teeth	搭配刀片 Insert	Shim	Screw	Wrench	Screw	Wrench
	d	L	d1	M							
FSE13-03050-2200	50	40	22.00	M11	3	SE..13T3..	SSS445N	MDS05 035 ST	PL35	MS3512B	ETF15
FSE13-04063-2200	63	40	22.00	M11	4						
FSE13-03050-2540	50	50	25.40	M13	3						
FSE13-04063-2540	63	50	25.40	M13	4						
FSE13-04080-2540	80	50	25.40	M38	4						
FSE13-04080-2700	80	50	27.00	M38	4						
FSE13-05100-3175	100	50	31.75	M45	5						
FSE13-05100-3200	100	50	32.00	M45	5						
FSE13-06125-3810	125	63	38.10	M60	6						
FSE13-06125-4000	125	63	40.00	M60	6						
FSE13-07160-4000	160	63	40.00	M80	7						
FSE13-07160-5080	160	63	50.80	M80	7						
FSE13-08210-4762	210	63	47.62	M140	8						
FSE13-10260-4762	260	63	47.62	M180	10						

搭配刀片 Insert P.237, 238
切削條件表 Cutting Condition P.590

※ 型號後端 -C 為出水孔設計。 Product number end in -C are coolant-through design.

應用材質 Work Material	碳素鋼 Carbon Steels	合金鋼 Alloy Steels		調質鋼 Hardened Steels		不銹鋼 Stainless Steels	鑄鐵 Cast Iron	鋁合金 Aluminum Alloys	高溫合金 High-Temp Alloys
	HRC<20	HRC20~30	HRC30~45	HRC45~55	HRC55~63		HRC<30		HRC<30
	◎	◎	◎	○	—	○	◎	◎	○

◎：第一推薦 First Recommend　○：第二推薦 Second Recommend　—：不推薦 NO Recommend

FSP 面銑刀盤

FACE MILLING CUTTERS- FSP

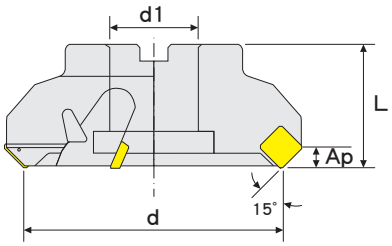

Milling Table 161

訂購編號 Order No.	尺寸 Dimensions (mm)				刀片數量 Teeth	搭配刀片 Insert	Shim	Screw	Wrench	Screw	Wrench
	d	L	d1	Ap							
FSP12-05080-2540	80	55	25.40	8.5	5	SPMN1203..	Y-5253	Y-5252 M4.0-0.7	Y-5251 5/16-24	Y-5254 5/16-24	ETF15
FSP12-06100-3175	100	55	31.75	8.5	6						
FSP12-08125-3810	125	60	38.10	8.5	8						
FSP12-10160-5080	160	60	50.80	8.5	10						
FSP12-12200-4762	200	65	47.62	8.5	12						
FSP12-16250-4762	250	65	47.62	8.5	16						
FSP12-20300-4762	300	65	47.62	8.5	20						

搭配刀片 Insert P.238 切削條件表 Cutting Condition P.590

※ 型號後端 -C 為出水孔設計。 Product number end in -C are coolant-through design.

應用材質 Work Material	碳素鋼 Carbon Steels	合金鋼 Alloy Steels		調質鋼 Hardened Steels		不銹鋼 Stainless Steels	鑄鐵 Cast Iron	鋁合金 Aluminum Alloys	高溫合金 High-Temp Alloys
	HRC<20	HRC20~30	HRC30~45	HRC45~55	HRC55~63		HRC<30		HRC<30
	◎	◎	○	—	—	○	◎	—	—

◎：第一推薦 First Recommend ○：第二推薦 Second Recommend —：不推薦 NO Recommend

EXN 直角型銑刀桿

SHOULDER MILLING CUTTERS- EXN

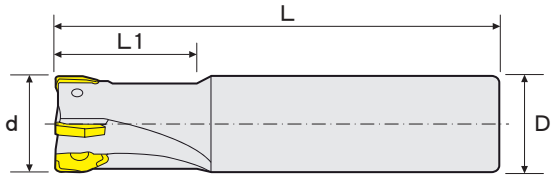

Milling Table 162

訂購編號 Order No.	尺寸 Dimensions (mm)				刀片數量 Teeth	搭配刀片 Insert	Screw	Wrench
	d	L1	L	D				
EXN04-03020-110L-C	20	28	110	20	3	XNMX0403..	MS2506E	ETF08
EXN04-03020-150L-C	20	28	150	20	3			
EXN04-04025-120L-C	25	28	120	25	4			
EXN04-04025-170L-C	25	28	170	25	4			
EXN04-05032-130L-C	32	30	130	32	5			
EXN04-05032-200L-C	32	30	195	32	5			

搭配刀片 Insert P.238 切削條件表 Cutting Condition P.591

※ 型號後端 -C 為出水孔設計。 Product number end in -C are coolant-through design.

應用材質 Work Material	碳素鋼 Carbon Steels	合金鋼 Alloy Steels		調質鋼 Hardened Steels		不銹鋼 Stainless Steels	鑄鐵 Cast Iron	鋁合金 Aluminum Alloys	高溫合金 High-Temp Alloys
	HRC<20	HRC20~30	HRC30~45	HRC45~55	HRC55~63		HRC<30		HRC<30
	◎	◎	◎	○	—	◎	◎	—	○

◎：第一推薦 First Recommend ○：第二推薦 Second Recommend —：不推薦 NO Recommend

HXN 鎖牙式 - 直角型銑刀頭

MODULAR HEADS- SHOULDER MILLING CUTTERS- HXN

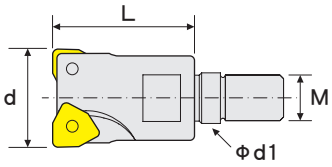

Milling Table 162

訂購編號 Order No.	尺寸 Dimensions (mm)				刀片數量 Teeth	搭配刀片 Insert	Screw	Wrench
	d	L	d1	M				
HXN04-02017-C	17	26	8.5	M8	2	XNMX0403..	TS2512	ETF08
HXN04-03020-C	20	28	10.5	M10	3		MS2506E	
HXN04-03021-C	21	32	10.5	M10	3		TS2512	
HXN04-04025-C	25	30	12.5	M12	4		MS2506E	
HXN04-04026-C	26	38	12.5	M12	4		TS2512	
HXN04-05032-C	32	40	17.0	M16	5		MS2506E	

➡ 搭配刀片 Insert P.238 ➡ 搭配刀桿 Holder P.335, 336 ➡ 切削條件表 Cutting Condition P.591

※ 型號後端 -C 為出水孔設計。 Product number end in -C are coolant-through design.

應用材質 Work Material	碳素鋼 Carbon Steels	合金鋼 Alloy Steels		調質鋼 Hardened Steels		不銹鋼 Stainless Steels	鑄鐵 Cast Iron	鋁合金 Aluminum Alloys	高溫合金 High-Temp Alloys
	HRC<20	HRC20~30	HRC30~45	HRC45~55	HRC55~63		HRC<30		HRC<30
	◎	◎	◎	○	—	◎	◎	—	○

◎：第一推薦 First Recommend ○：第二推薦 Second Recommend —：不推薦 NO Recommend

FXN 直角型銑刀盤

SHOULDER FACE MILLING CUTTERS- FXN

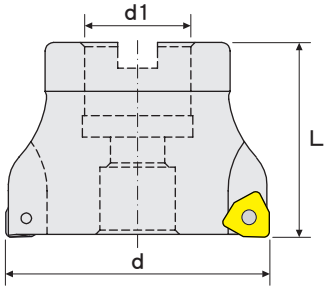

Milling Table 162

訂購編號 Order No.	尺寸 Dimensions (mm)				刀片數量 Teeth	搭配刀片 Insert	Screw	Wrench
	d	L	d1	M				
FXN04-06050-2200	50	50	22.00	—	6	XNMX0403..	TS2512	ETF08
FXN04-07063-2200	63	50	22.00	—	7			
FXN04-07063-2540	63	50	25.40	—	7			
FXN04-07040-1600-C	40	40	16.00	—	7	XNMX0403..	MS2506E	ETF08
FXN04-09050-2200-C	50	40	22.00	—	9			
FXN08-04050-2200-C	50	40	22.00	—	4	XNMX0806..	MS4011A	ETF15
FXN08-05050-2200-C	50	40	22.00	—	5			
FXN08-06063-2200-C	63	40	22.00	—	6			
FXN08-07063-2200-C	63	40	22.00	—	7			
FXN08-07080-2700-C	80	50	27.00	—	7			
FXN08-09080-2700-C	80	50	27.00	—	9			
FXN08-08100-3200-C	100	50	32.00	—	8			
FXN08-11100-3200-C	100	50	32.00	—	11			
FXN08-11125-4000-C	125	63	40.00	—	11			
FXN08-12160-4000-C	160	63	40.00	—	12			

搭配刀片 Insert P.238 切削條件表 Cutting Condition P.591

※ 型號後端 -C 為出水孔設計。 Product number end in -C are coolant-through design.

應用材質 Work Material	碳素鋼 Carbon Steels	合金鋼 Alloy Steels		調質鋼 Hardened Steels		不銹鋼 Stainless Steels	鑄鐵 Cast Iron	鋁合金 Aluminum Alloys	高溫合金 High-Temp Alloys
	HRC<20	HRC20~30	HRC30~45	HRC45~55	HRC55~63		HRC<30		HRC<30
	◎	◎	◎	○	—	◎	◎	—	○

◎：第一推薦 First Recommend ○：第二推薦 Second Recommend —：不推薦 NO Recommend

FAN 直角型銑刀盤

SHOULDER FACE MILLING CUTTERS- FAN

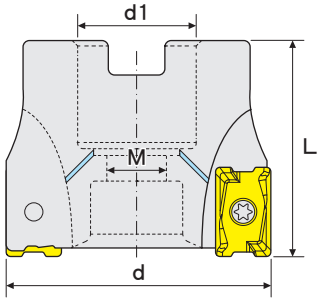

Milling Table 195

訂購編號 Order No.	尺寸 Dimensions (mm)				刀片數量 Teeth	搭配刀片 Insert	Screw	Wrench
	d	L	d1	M				
FAN15-04040-1600-C	40	40	16.00	—	4	ANMX15T6..	TS4006	ETF15
FAN15-05050-2200-C	50	40	22.00	—	5			
FAN15-06063-2200-C	63	40	22.00	—	6			
FAN15-07080-2700-C	80	50	27.00	—	7			
FAN15-08100-3200-C	100	50	32.00	—	8			

搭配刀片 Insert P.239 切削條件表 Cutting Condition P.620

※ 型號後端 -C 為出水孔設計。 Product number end in -C are coolant-through design.

應用材質 Work Material	碳素鋼 Carbon Steels	合金鋼 Alloy Steels		調質鋼 Hardened Steels		不銹鋼 Stainless Steels	鑄鐵 Cast Iron	鋁合金 Aluminum Alloys	高溫合金 High-Temp Alloys
	HRC<20	HRC20~30	HRC30~45	HRC45~55	HRC55~63		HRC<30		HRC<30
	◎	◎	◎	○	—	◎	◎	—	○

◎：第一推薦 First Recommend ○：第二推薦 Second Recommend —：不推薦 NO Recommend

EAP 直角型銑刀桿

SHOULDER MILLING CUTTERS- EAP

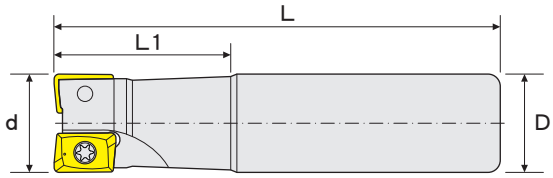

Milling Table 163

訂購編號 Order No.	尺寸 Dimensions (mm)				刀片數量 Teeth	搭配刀片 Insert	Screw	Wrench
	d	L1	L	D				
EAP10-02016-100L	16	28	100	16	2			
EAP10-02016-150L	16	28	150	16	2			
EAP10-02016-200L	16	28	200	16	2			
EAP10-02017-150L	17	26	150	16	2			
EAP10-02017-200L	17	26	200	16	2			
EAP10-02018-100L	18	30	100	20	2			
EAP10-02018-150L	18	30	150	20	2			
EAP10-02018-200L	18	30	200	20	2			
EAP10-02019-120L	19	30	120	20	2			
EAP10-02020-100L	20	30	100	20	2			
EAP10-02020-150L	20	30	150	20	2			
EAP10-02020-200L	20	30	200	20	2			
EAP10-03020-100L	20	30	100	20	3			
EAP10-03020-150L	20	30	150	20	3			
EAP10-03020-200L	20	30	200	20	3	APKT1003..	MS2506B	ETF09
EAP10-02021-120L	21	30	120	20	2			
EAP10-02021-150L	21	30	150	20	2			
EAP10-02021-200L	21	30	200	20	2			
EAP10-03021-150L	21	30	150	20	3			
EAP10-03021-200L	21	30	200	20	3			
EAP10-03025-125L	25	30	125	25	3			
EAP10-03025-150L	25	30	150	25	3			
EAP10-03025-200L	25	30	200	25	3			
EAP10-03026-150L	26	30	150	25	3			
EAP10-03026-200L	26	30	200	25	3			
EAP10-04026-150L	26	30	150	25	4			
EAP10-04026-200L	26	30	200	25	4			
EAP10-04032-150L	32	40	150	32	4			
EAP10-04032-200L	32	40	200	32	4			

搭配刀片 Insert P.239 切削條件表 Cutting Condition P.592

※ 型號後端 -C 為出水孔設計。 Product number end in -C are coolant-through design.

應用材質 Work Material	碳素鋼 Carbon Steels	合金鋼 Alloy Steels		調質鋼 Hardened Steels		不銹鋼 Stainless Steels	鑄鐵 Cast Iron	鋁合金 Aluminum Alloys	高溫合金 High-Temp Alloys
	HRC<20	HRC20~30	HRC30~45	HRC45~55	HRC55~63		HRC<30		HRC<30
	◎	◎	◎	○	—	◎	◎	◎	○

◎：第一推薦 First Recommend ○：第二推薦 Second Recommend —：不推薦 NO Recommend

EAPT 直角型銑刀桿

SHOULDER MILLING CUTTERS- EAPT

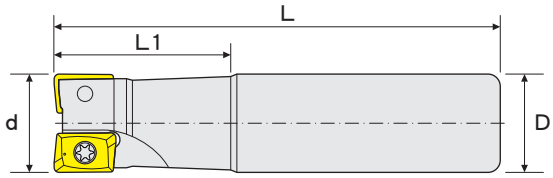

Milling Table 163

訂購編號 Order No.	尺寸 Dimensions (mm)				刀片數量 Teeth	搭配刀片 Insert	Screw	Wrench
	d	L1	L	D				
EAPT16-02024-125L	24	40	125	25	2	APKT1604.. APET1604..	MS4009A	ETF15
EAPT16-02025-125L	25	40	125	25	2			
EAPT16-02025-150L	25	40	150	25	2			
EAPT16-02025-200L	25	40	200	25	2			
EAPT16-02026-150L	26	30	150	25	2			
EAPT16-02026-200L	26	30	200	25	2			
EAPT16-02026-250L	26	30	250	25	2			
EAPT16-03032-150L	32	45	150	32	3		MS4011A	ETF15
EAPT16-03032-200L	32	45	200	32	3			
EAPT16-03032-250L	32	45	250	32	3			
EAPT16-03033-150L	33	35	150	32	3			
EAPT16-03033-200L	33	35	200	32	3			
EAPT16-03033-250L	33	35	250	32	3			
EAPT16-03033-300L	33	35	300	32	3			
EAPT16-02035-150L	35	35	150	32	2			
EAPT16-02035-200L	35	35	200	32	2			
EAPT16-03035-150L	35	35	150	32	3			
EAPT16-03035-200L	35	35	200	32	3			
EAPT17-02025-150L	25	35	150	25	2	APKT1705..	MS4009A	ETF15
EAPT17-02025-200L	25	35	200	25	2			
EAPT17-02026-150L	26	35	150	25	2			
EAPT17-02026-200L	26	35	200	25	2			
EAPT17-03032-150L	32	40	150	32	3			
EAPT17-03032-200L	32	40	200	32	3			
EAPT17-03032-250L	32	40	250	32	3			

搭配刀片 Insert P.239, 240
切削條件表 Cutting Condition P.592

※ 型號後端 -C 為出水孔設計。 Product number end in -C are coolant-through design.

應用材質 Work Material	碳素鋼 Carbon Steels	合金鋼 Alloy Steels		調質鋼 Hardened Steels		不銹鋼 Stainless Steels	鑄鐵 Cast Iron	鋁合金 Aluminum Alloys	高溫合金 High-Temp Alloys
	HRC<20	HRC20~30	HRC30~45	HRC45~55	HRC55~63		HRC<30		HRC<30
	◎	◎	◎	○	—	◎	◎	◎	○

◎：第一推薦 First Recommend　○：第二推薦 Second Recommend　—：不推薦 NO Recommend

EAPM 直角型銑刀桿

SHOULDER MILLING CUTTERS- EAPM

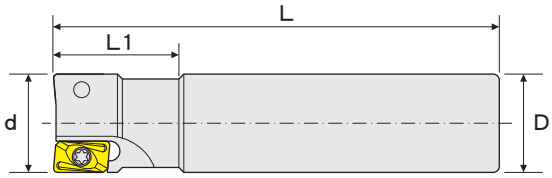

Milling Table 164

訂購編號 Order No.	尺寸 Dimensions (mm)				刀片數量 Teeth	搭配刀片 Insert	Screw	Wrench
	d	L1	L	D				
EAPM10-02015-100L	15	25	100	16	2	APMT1035..	MS2506A	ETF09
EAPM10-02016-150L	16	25	150	16	2			
EAPM10-02016-200L	16	25	200	16	2			
EAPM10-03020-150L	20	30	150	20	3			
EAPM10-03020-200L	20	30	200	20	3			
EAPM10-02022-150L	22	25	150	20	2			
EAPM10-03022-150L	22	25	150	20	3			
EAPM10-03025-150L	25	35	150	25	3			
EAPM10-03025-200L	25	35	200	25	3			

搭配刀片 Insert P.240 切削條件表 Cutting Condition P.593

※ 型號後端 -C 為出水孔設計。 Product number end in -C are coolant-through design.

應用材質 Work Material	碳素鋼 Carbon Steels	合金鋼 Alloy Steels		調質鋼 Hardened Steels		不銹鋼 Stainless Steels	鑄鐵 Cast Iron	鋁合金 Aluminum Alloys	高溫合金 High-Temp Alloys
	HRC<20	HRC20~30	HRC30~45	HRC45~55	HRC55~63		HRC<30		HRC<30
	◎	◎	◎	○	—	◎	◎	—	○

◎：第一推薦 First Recommend ○：第二推薦 Second Recommend —：不推薦 NO Recommend

EAP 直角型銑刀桿

SHOULDER MILLING CUTTERS- EAP

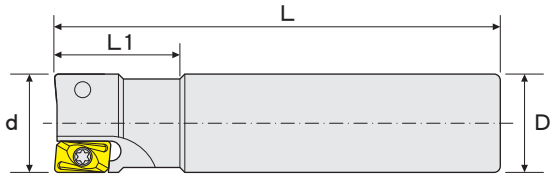

Milling Table 164

訂購編號 Order No.	尺寸 Dimensions (mm)				刀片數量 Teeth	搭配刀片 Insert	Screw	Wrench
	d	L1	L	D				
EAP11-020142-100L	14.2	20	100	16	2	APMT1135..	MS2506E	ETF08
EAP11-020155-100L	15.5	25	100	16	2			
EAP11-02016-100L	16	28	100	16	2			
EAP11-02016-150L	16	28	150	16	2			
EAP11-02016-200L	16	28	200	16	2			
EAP11-02017-150L	17	20	150	16	2			
EAP11-02017-200L	17	20	200	16	2			
EAP11-02018-110L	18	28	110	20	2			
EAP11-02018-150L	18	28	150	20	2			
EAP11-02020-110L	20	28	110	20	2			
EAP11-02020-150L	20	28	150	20	2			
EAP11-02020-200L	20	28	200	20	2			
EAP11-03020-110L	20	28	110	20	3			
EAP11-03020-125L	20	28	125	20	3			
EAP11-03020-150L	20	25	150	20	3			
EAP11-03020-200L	20	25	200	20	3			
EAP11-02021-150L	21	25	150	20	2			
EAP11-02021-200L	21	25	200	20	2			
EAP11-03021-150L	21	25	150	20	3			
EAP11-03021-200L	21	25	200	20	3			
EAP11-030213-150L	21.3	25	150	20	3			
EAP11-02022-150L	22	25	150	20	2			
EAP11-02022-200L	22	25	200	20	2			
EAP11-03022-150L	22	25	150	20	3			
EAP11-03024-120L	24	35	120	25	3			
EAP11-03024-150L	24	35	150	25	3			
EAP11-03025-100L	25	35	100	25	3			
EAP11-03025-120L	25	35	120	25	3			
EAP11-03025-150L	25	35	150	25	3			
EAP11-03025-200L	25	35	200	25	3			
EAP11-04025-100L	25	35	100	25	4			

搭配刀片 Insert P.240 切削條件表 Cutting Condition P.593

※ 型號後端 -C 為出水孔設計。 Product number end in -C are coolant-through design.

應用材質 Work Material	碳素鋼 Carbon Steels	合金鋼 Alloy Steels		調質鋼 Hardened Steels		不銹鋼 Stainless Steels	鑄鐵 Cast Iron	鋁合金 Aluminum Alloys	高溫合金 High-Temp Alloys
	HRC<20	HRC20~30	HRC30~45	HRC45~55	HRC55~63		HRC<30		HRC<30
	◎	◎	◎	○	—	◎	◎	—	○

◎：第一推薦 First Recommend ○：第二推薦 Second Recommend —：不推薦 NO Recommend

EAP 直角型銑刀桿

SHOULDER MILLING CUTTERS- EAP

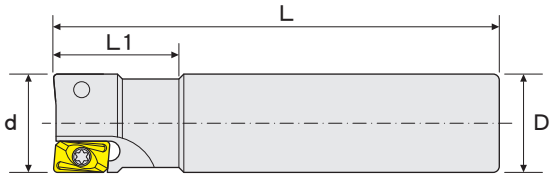

Milling Table 164

訂購編號 Order No.	尺寸 Dimensions (mm)				刀片數量 Teeth	搭配刀片 Insert	Screw	Wrench
	d	L1	L	D				
EAP11-04025-120L	25	35	120	25	4	APMT1135..	MS2506E	ETF08
EAP11-04025-150L	25	35	150	25	4			
EAP11-04025-200L	25	35	200	25	4			
EAP11-03026-150L	26	35	150	25	3			
EAP11-03026-200L	26	35	200	25	3			
EAP11-04026-150L	26	35	150	25	4			
EAP11-04026-200L	26	35	200	25	4			
EAP11-03032-150L	32	35	150	32	3			
EAP11-03032-200L	32	35	200	32	3			
EAP11-04032-130L	32	35	130	32	4			
EAP11-04032-150L	32	35	150	32	4			
EAP11-04032-200L	32	35	200	32	4			
EAP11-05032-130L	32	35	130	32	5			

搭配刀片 Insert P.240
切削條件表 Cutting Condition P.593

※ 型號後端 -C 為出水孔設計。 Product number end in -C are coolant-through design.

應用材質 Work Material	碳素鋼 Carbon Steels	合金鋼 Alloy Steels		調質鋼 Hardened Steels		不銹鋼 Stainless Steels	鑄鐵 Cast Iron	鋁合金 Aluminum Alloys	高溫合金 High-Temp Alloys
	HRC<20	HRC20~30	HRC30~45	HRC45~55	HRC55~63		HRC<30		HRC<30
	◎	◎	◎	○	—	◎	◎	—	○

◎：第一推薦 First Recommend　○：第二推薦 Second Recommend　—：不推薦 NO Recommend

EAP 直角型銑刀桿

SHOULDER MILLING CUTTERS- EAP

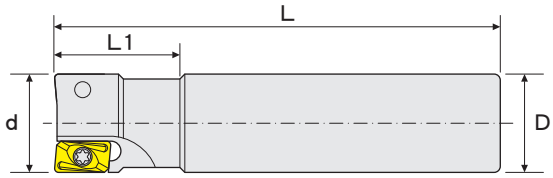

Milling Table 164

訂購編號 Order No.	尺寸 Dimensions (mm)				刀片數量 Teeth	搭配刀片 Insert	Screw	Wrench
	d	L1	L	D				
EAP16-02025-120L	25	40	120	25	2	APMT1604.. APGT1604..	MS4009A	ETF15
EAP16-02025-150L	25	40	150	25	2			
EAP16-02025-200L	25	40	200	25	2			
EAP16-02026-150L	26	40	150	25	2			
EAP16-02026-200L	26	40	200	25	2			
EAP16-02029-150L	29	40	150	32	2			
EAP16-02032-150L	32	45	150	32	2			
EAP16-02032-200L	32	45	200	32	2			
EAP16-02032-250L	32	45	250	32	2			
EAP16-03032-130L	32	45	130	32	3			
EAP16-03032-150L	32	45	150	32	3			
EAP16-03032-200L	32	45	200	32	3			
EAP16-03032-250L	32	45	250	32	3			
EAP16-02033-150L	33	35	150	32	2		MS4011A	
EAP16-02033-200L	33	35	200	32	2			
EAP16-02033-250L	33	35	250	32	2			
EAP16-03033-150L	33	35	150	32	3			
EAP16-03033-200L	33	35	200	32	3			
EAP16-03033-250L	33	35	250	32	3			
EAP16-03035-150L	35	35	150	32	3			
EAP16-03035-200L	35	35	200	32	3			
EAP16-03035-250L	35	35	250	32	3			

搭配刀片 Insert P.240, 241
切削條件表 Cutting Condition P.593

※ 型號後端 -C 為出水孔設計。 Product number end in -C are coolant-through design.

應用材質 Work Material	碳素鋼 Carbon Steels	合金鋼 Alloy Steels		調質鋼 Hardened Steels		不銹鋼 Stainless Steels	鑄鐵 Cast Iron	鋁合金 Aluminum Alloys	高溫合金 High-Temp Alloys
	HRC<20	HRC20~30	HRC30~45	HRC45~55	HRC55~63		HRC<30		HRC<30
	◎	◎	◎	○	—	◎	◎	◎	○

◎：第一推薦 First Recommend　○：第二推薦 Second Recommend　—：不推薦 NO Recommend

HAP 鎖牙式 - 直角型銑刀頭

MODULAR HEADS- SHOULDER MILLING CUTTERS- HAP

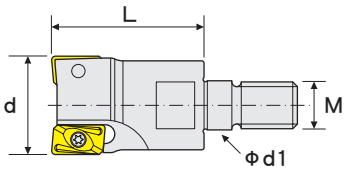

Milling Table 164

訂購編號 Order No.	尺寸 Dimensions (mm)				刀片數量 Teeth	搭配刀片 Insert	Screw	Wrench
	d	L	d1	M				
HAP11-01011	11	21	5.5	M5	1	APMT1135..	MS2506E	ETF08
HAP11-01013	13	23	6.5	M6	1			
HAP11-02016	16	25	8.5	M8	2			
HAP11-02017	17	25	8.5	M8	2			
HAP11-02020	20	30	10.5	M10	2			
HAP11-03020	20	30	10.5	M10	3			
HAP11-02021	21	30	10.5	M10	2			
HAP11-03021	21	30	10.5	M10	3			
HAP11-02022	22	30	10.5	M10	2			
HAP11-03022	22	30	10.5	M10	3			
HAP11-03025	25	35	12.5	M12	3			
HAP11-04025	25	35	12.5	M12	4			
HAP11-03026	26	35	12.5	M12	3			
HAP11-04026	26	35	12.5	M12	4			
HAP11-04032	32	43	17.0	M16	4			
HAP11-05032	32	43	17.0	M16	5			
HAP11-04033	33	43	17.0	M16	4			
HAP11-05033	33	43	17.0	M16	5			
HAP11-04035	35	43	17.0	M16	4			
HAP11-05035	35	43	17.0	M16	5			
HAP11-05036	36	43	17.0	M16	5			

搭配刀片 Insert P.240 搭配刀桿 Holder P.335, 336 切削條件表 Cutting Condition P.593

※ 型號後端 -C 為出水孔設計。 Product number end in -C are coolant-through design.

應用材質 Work Material	碳素鋼 Carbon Steels	合金鋼 Alloy Steels		調質鋼 Hardened Steels		不銹鋼 Stainless Steels	鑄鐵 Cast Iron	鋁合金 Aluminum Alloys	高溫合金 High-Temp Alloys
	HRC<20	HRC20~30	HRC30~45	HRC45~55	HRC55~63		HRC<30		HRC<30
	◎	◎	◎	○	—	◎	◎	—	○

◎：第一推薦 First Recommend ○：第二推薦 Second Recommend —：不推薦 NO Recommend

HAP 鎖牙式 - 直角型銑刀頭

MODULAR HEADS- SHOULDER MILLING CUTTERS- HAP

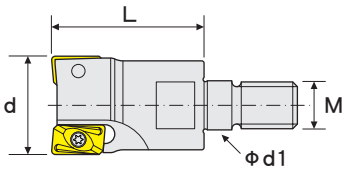

Milling Table 164

訂購編號 Order No.	尺寸 Dimensions (mm)				刀片數量 Teeth	搭配刀片 Insert	Screw	Wrench
	d	L	d1	M				
HAP16-02025	25	38	12.5	M12	2	APMT1604.. APGT1604..	MS4009A	ETF15
HAP16-02026	26	38	12.5	M12	2			
HAP16-02032	32	43	17.0	M16	2			
HAP16-03032	32	43	17.0	M16	3			
HAP16-02033	33	43	17.0	M16	2		MS4011A	ETF15
HAP16-03033	33	43	17.0	M16	3			
HAP16-03035	35	43	17.0	M16	3			

搭配刀片 Insert P.240, 241 搭配刀桿 Holder P.335, 336 切削條件表 Cutting Condition P.593

※ 型號後端 -C 為出水孔設計。 Product number end in -C are coolant-through design.

應用材質 Work Material	碳素鋼 Carbon Steels	合金鋼 Alloy Steels		調質鋼 Hardened Steels		不銹鋼 Stainless Steels	鑄鐵 Cast Iron	鋁合金 Aluminum Alloys	高溫合金 High-Temp Alloys
	HRC<20	HRC20~30	HRC30~45	HRC45~55	HRC55~63		HRC<30		HRC<30
	◎	◎	◎	○	—	◎	◎	◎	○

◎：第一推薦 First Recommend ○：第二推薦 Second Recommend —：不推薦 NO Recommend

FAP 直角型銑刀盤

SHOULDER FACE MILLING CUTTERS- FAP

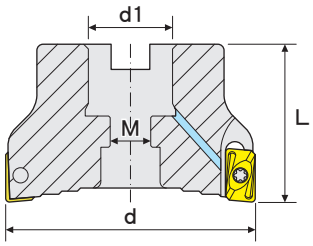

Milling Table 164

訂購編號 Order No.	尺寸 Dimensions (mm)				刀片數量 Teeth	搭配刀片 Insert	Screw	Wrench
	d	L	d1	M				
FAP11-05040-1600	40	40	16.00	M9	5	APMT1135..	MS2506E	ETF08
FAP11-05050-2200	50	40	22.00	M11	5			
FAP11-07050-2200	50	40	22.00	M11	7			
FAP11-08063-2200	63	40	22.00	M11	8			
FAP11-09080-2700	80	50	27.00	M13	9			
FAP11-08063-2540	63	50	25.40	M13	8			
FAP11-09080-2540	80	50	25.40	M13	9			

搭配刀片 Insert P.240 切削條件表 Cutting Condition P.593

※ 型號後端 -C 為出水孔設計。 Product number end in -C are coolant-through design.

應用材質 Work Material	碳素鋼 Carbon Steels	合金鋼 Alloy Steels		調質鋼 Hardened Steels		不銹鋼 Stainless Steels	鑄鐵 Cast Iron	鋁合金 Aluminum Alloys	高溫合金 High-Temp Alloys
	HRC<20	HRC20~30	HRC30~45	HRC45~55	HRC55~63		HRC<30		HRC<30
	◎	◎	◎	○	—	◎	◎	—	○

◎：第一推薦 First Recommend ○：第二推薦 Second Recommend —：不推薦 NO Recommend

FAP 直角型銑刀盤

SHOULDER FACE MILLING CUTTERS- FAP

Φ40
Φ50
Φ63
Φ66
Φ80

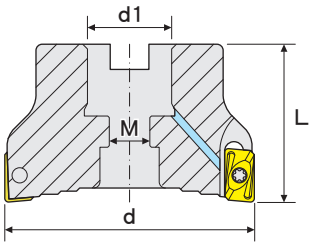

Φ100
Φ125

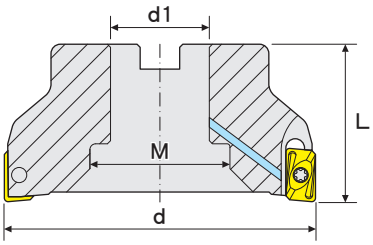

Milling Table 164

訂購編號 Order No.	尺寸 Dimensions (mm)				刀片數量 Teeth	搭配刀片 Insert	Screw	Wrench
	d	L	d1	M				
FAP16-04040-1600	40	40	16.00	M9	4	APMT1604.. APGT1604..	MS4011A	ETF15
FAP16-04050-2200	50	50	22.00	M11	4			
FAP16-05050-2200	50	50	22.00	M11	5			
FAP16-05063-2200	63	50	22.00	M11	5			
FAP16-06063-2200	63	50	22.00	M11	6			
FAP16-06080-2700	80	50	27.00	M13	6			
FAP16-08080-2700	80	50	27.00	M13	8			
FAP16-08100-3200	100	50	32.00	M45	8			
FAP16-09125-4000	125	63	40.00	M60	9			
FAP16-04050-2540	50	50	25.40	M13	4			
FAP16-05060-2540	60	50	25.40	M13	5			
FAP16-05063-2540	63	50	25.40	M13	5			
FAP16-04066-2540	66	50	25.40	M13	4			
FAP16-05066-2540	66	50	25.40	M13	5			
FAP16-06080-2540	80	50	25.40	M13	6			
FAP16-08100-3175	100	50	31.75	M45	8			
FAP16-08110-3175	110	50	31.75	M45	8			
FAP16-09125-3810	125	50	38.10	M60	9			

搭配刀片 Insert P.240, 241
切削條件表 Cutting Condition P.593

※ 型號後端 -C 為出水孔設計。 Product number end in -C are coolant-through design.

應用材質 Work Material	碳素鋼 Carbon Steels	合金鋼 Alloy Steels		調質鋼 Hardened Steels		不銹鋼 Stainless Steels	鑄鐵 Cast Iron	鋁合金 Aluminum Alloys	高溫合金 High-Temp Alloys
	HRC<20	HRC20~30	HRC30~45	HRC45~55	HRC55~63		HRC<30		HRC<30
	◎	◎	◎	○	—	◎	◎	◎	○

◎：第一推薦 First Recommend　○：第二推薦 Second Recommend　—：不推薦 NO Recommend

EAX 直角型銑刀桿

SHOULDER MILLING CUTTERS- EAX

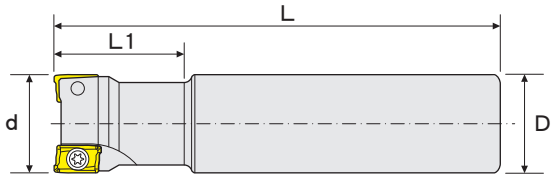

Milling Table 165

訂購編號 Order No.	尺寸 Dimensions (mm)				刀片數量 Teeth	搭配刀片 Insert	Screw	Wrench
	d	L1	L	D				
EAX12-01010-100L	10	15	100	16	1	AXMT1235..	MS3005A	ETF09
EAX12-01011-100L	11	15	100	16	1			
EAX12-01012-100L	12	15	100	16	1			
EAX12-02016-100L	16	25	100	16	2		MS3006A	ETF09
EAX12-02016-150L	16	25	150	16	2			
EAX12-02016-200L	16	25	200	16	2			
EAX12-02017-100L	17	25	100	16	2			
EAX12-02017-150L	17	25	150	16	2			
EAX12-02017-200L	17	25	200	16	2			
EAX12-02020-150L	20	30	150	20	2			
EAX12-02020-200L	20	30	200	20	2			
EAX12-03020-150L	20	30	150	20	3			
EAX12-03020-200L	20	30	200	20	3			
EAX12-03021-150L	21	30	150	20	3			
EAX12-03021-200L	21	30	200	20	3			
EAX12-03022-110L	22	30	110	20	3			
EAX12-03022-150L	22	30	150	20	3			
EAX12-03022-200L	22	30	200	20	3			
EAX12-03025-150L	25	35	150	25	3			
EAX12-03025-200L	25	35	200	25	3			
EAX12-04025-150L	25	35	150	25	4			
EAX12-04025-200L	25	35	200	25	4			
EAX12-03026-150L	26	35	150	25	3			
EAX12-03026-200L	26	35	200	25	3			
EAX12-03026-250L	26	35	250	25	3			
EAX12-04026-150L	26	35	150	25	4			
EAX12-04026-200L	26	35	200	25	4			
EAX12-05032-150L	32	40	150	32	5			
EAX12-05032-200L	32	40	200	32	5			
EAX12-05033-150L	33	40	150	32	5			
EAX12-05033-200L	33	40	200	32	5			

搭配刀片 Insert P.241　切削條件表 Cutting Condition P.594

※ 型號後端 -C 為出水孔設計。 Product number end in -C are coolant-through design.

應用材質 Work Material	碳素鋼 Carbon Steels	合金鋼 Alloy Steels		調質鋼 Hardened Steels		不銹鋼 Stainless Steels	鑄鐵 Cast Iron	鋁合金 Aluminum Alloys	高溫合金 High-Temp Alloys
	HRC<20	HRC20~30	HRC30~45	HRC45~55	HRC55~63		HRC<30		HRC<30
	◎	◎	◎	○	—	◎	◎	—	○

◎：第一推薦 First Recommend　○：第二推薦 Second Recommend　—：不推薦 NO Recommend

EAX 直角型銑刀桿

SHOULDER MILLING CUTTERS- EAX

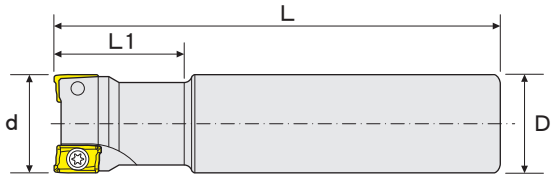

Milling Table 165

訂購編號 Order No.	尺寸 Dimensions (mm)				刀片數量 Teeth	搭配刀片 Insert	Screw	Wrench
	d	L1	L	D				
EAX17-02025-120L	25	35	120	25	2	AXMT1705..	CS40	ETF15
EAX17-02028-120L	28	35	120	25	2			
EAX17-03030-130L	30	40	130	25	3			
EAX17-03032-130L	32	40	130	32	3			
EAX17-03035-130L	35	40	130	32	3			
EAX17-04040-170L	40	50	170	32	4			
EAX17-05050-170L	50	50	170	32	5			
EAX17-06063-170L	63	50	170	32	6			
EAX17-05050-135L	50	25	135	32	5			
EAX17-06063-135L	63	25	135	32	6			
EAX17-02025-170L	25	50	170	25	2			
EAX17-02026-150L	26	35	150	25	2			
EAX17-02026-200L	26	35	200	25	2			
EAX17-02026-250L	26	35	250	25	2			
EAX17-02026-300L	26	35	300	25	2			
EAX17-02028-170L	28	50	170	25	2			
EAX17-02030-180L	30	60	180	25	2			
EAX17-02032-180L	32	60	180	32	2			
EAX17-02033-150L	33	40	150	32	2			
EAX17-02033-200L	33	40	200	32	2			
EAX17-02033-250L	33	40	250	32	2			
EAX17-02033-300L	33	40	300	32	2			
EAX17-02033-350L	33	40	350	32	2			
EAX17-03033-150L	33	40	150	32	3			
EAX17-03033-200L	33	40	200	32	3			
EAX17-03033-250L	33	40	250	32	3			
EAX17-03033-300L	33	40	300	32	3			
EAX17-03033-350L	33	40	350	32	3			

搭配刀片 Insert P.241
切削條件表 Cutting Condition P.594

※ 型號後端 -C 為出水孔設計。 Product number end in -C are coolant-through design.

應用材質 Work Material	碳素鋼 Carbon Steels	合金鋼 Alloy Steels		調質鋼 Hardened Steels		不銹鋼 Stainless Steels	鑄鐵 Cast Iron	鋁合金 Aluminum Alloys	高溫合金 High-Temp Alloys
	HRC<20	HRC20~30	HRC30~45	HRC45~55	HRC55~63		HRC<30		HRC<30
	◎	◎	◎	○	—	◎	◎	—	○

◎：第一推薦 First Recommend　○：第二推薦 Second Recommend　—：不推薦 NO Recommend

HAX 鎖牙式 - 直角型銑刀頭

MODULAR HEADS- SHOULDER MILLING CUTTERS- HAX

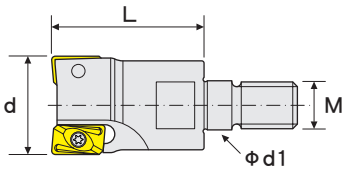

Milling Table 165

訂購編號 Order No.	尺寸 Dimensions (mm)				刀片數量 Teeth	搭配刀片 Insert	Screw	Wrench
	d	L	d1	M				
HAX17-02026	26	35	12.5	M12	2	AXMT1705..	CS40	ETF15
HAX17-02033	33	40	17.0	M16	2			
HAX17-03033	33	40	17.0	M16	3			
HAX17-02035	35	40	17.0	M16	2			
HAX17-03035	35	40	17.0	M16	3			

➡ 搭配刀片 Insert P.241 ➡ 搭配刀桿 Holder P.335, 336 ➡ 切削條件表 Cutting Condition P.594

※ 型號後端 -C 為出水孔設計。 Product number end in -C are coolant-through design.

應用材質 Work Material	碳素鋼 Carbon Steels	合金鋼 Alloy Steels		調質鋼 Hardened Steels		不銹鋼 Stainless Steels	鑄鐵 Cast Iron	鋁合金 Aluminum Alloys	高溫合金 High-Temp Alloys
	HRC<20	HRC20~30	HRC30~45	HRC45~55	HRC55~63		HRC<30		HRC<30
	◎	◎	◎	○	—	◎	◎	—	○

◎：第一推薦 First Recommend ○：第二推薦 Second Recommend —：不推薦 NO Recommend

FAX 直角型銑刀盤

SHOULDER FACE MILLING CUTTERS- FAX

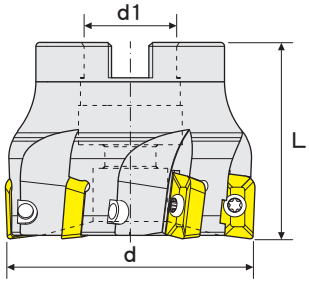

Milling Table 165

訂購編號 Order No.	尺寸 Dimensions (mm)				刀片數量 Teeth	搭配刀片 Insert	Screw	Wrench
	d	L	d1	M				
FAX17-04040-1600	40	40	16.00	—	4	AXMT1705..	CS40	ETF15
FAX17-05050-2200	50	40	22.00	—	5			
FAX17-06063-2200	63	40	22.00	—	6			
FAX17-04080-2540	80	50	25.40	—	4			
FAX17-05100-3175	100	63	31.75	—	5			
FAX17-06125-3810	125	63	38.10	—	6			
FAX17-07080-2540	80	50	25.40	—	7			
FAX17-08100-3175	100	63	31.75	—	8			
FAX17-09125-3810	125	63	38.10	—	9			

搭配刀片 Insert P.241
切削條件表 Cutting Condition P.594

※ 型號後端 -C 為出水孔設計。 Product number end in -C are coolant-through design.

應用材質 Work Material	碳素鋼 Carbon Steels	合金鋼 Alloy Steels		調質鋼 Hardened Steels		不銹鋼 Stainless Steels	鑄鐵 Cast Iron	鋁合金 Aluminum Alloys	高溫合金 High-Temp Alloys
	HRC<20	HRC20~30	HRC30~45	HRC45~55	HRC55~63		HRC<30		HRC<30
	◎	◎	◎	○	—	○	◎	—	○

◎：第一推薦 First Recommend　○：第二推薦 Second Recommend　—：不推薦 NO Recommend

EJD 直角型銑刀桿

SHOULDER MILLING CUTTERS- EJD

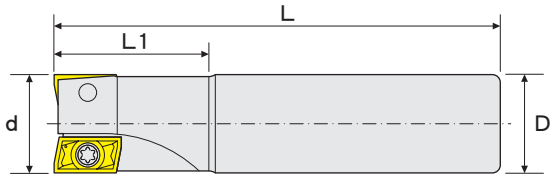

Milling Table 166

訂購編號 Order No.	尺寸 Dimensions (mm)				刀片數量 Teeth	搭配刀片 Insert	Screw	Wrench
	d	L1	L	D				
EJD15-02025-125L	25	40	125	25	2	JDMT1505..	MS4009A	ETF15
EJD15-02025-150L	25	40	150	25	2			
EJD15-02025-200L	25	40	200	25	2			
EJD15-02025-250L	25	40	250	25	2			
EJD15-02026-150L	26	40	150	25	2			
EJD15-02026-200L	26	40	200	25	2			
EJD15-02030-125L	30	35	125	25	2			
EJD15-02030-150L	30	35	150	25	2			
EJD15-02030-200L	30	35	200	25	2			
EJD15-03032-150L	32	45	150	32	3			
EJD15-03032-200L	32	45	200	32	3			
EJD15-03032-250L	32	45	250	32	3			
EJD15-03032-300L	32	45	300	32	3			
EJD15-03033-150L	33	45	150	32	3			
EJD15-03033-200L	33	45	200	32	3			
EJD15-03033-250L	33	45	250	32	3			
EJD15-03033-300L	33	45	300	32	3			
EJD15-03035-150L	35	45	150	32	3			
EJD15-03035-200L	35	45	200	32	3			
EJD15-03035-250L	35	45	250	32	3			
EJD15-03035-300L	35	45	300	32	3			

搭配刀片 Insert P.241
切削條件表 Cutting Condition P.595

※ 型號後端 -C 為出水孔設計。 Product number end in -C are coolant-through design.

應用材質 Work Material	碳素鋼 Carbon Steels	合金鋼 Alloy Steels		調質鋼 Hardened Steels		不銹鋼 Stainless Steels	鑄鐵 Cast Iron	鋁合金 Aluminum Alloys	高溫合金 High-Temp Alloys
	HRC<20	HRC20~30	HRC30~45	HRC45~55	HRC55~63		HRC<30		HRC<30
	◎	◎	◎	○	—	◎	◎	—	○

◎：第一推薦 First Recommend　○：第二推薦 Second Recommend　—：不推薦 NO Recommend

FSO 直角型銑刀盤

SHOULDER FACE MILLING CUTTERS- FSO

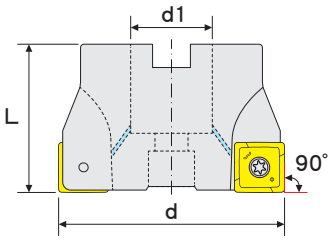

Milling Table 167

訂購編號 Order No.	尺寸 Dimensions (mm)				刀片數量 Teeth	搭配刀片 Insert	Screw	Wrench
	d	L	d1	M				
FSO08-04040-1600-C	40	40	16.00	—	4	SOMT08T3..	TS2507	ETF08
FSO08-05050-2200-C	50	40	22.00	—	5			
FSO08-06063-2200-C	63	40	22.00	—	6			
FSO14-04050-2200-C	50	40	22.00	—	4	SOMT1404..	TS3505	ETF15
FSO14-05063-2200-C	63	40	22.00	—	5			
FSO14-07080-2700-C	80	50	27.00	—	7			

搭配刀片 Insert P.241 切削條件表 Cutting Condition P.595

※ 型號後端 -C 為出水孔設計。 Product number end in -C are coolant-through design.

應用材質 Work Material	碳素鋼 Carbon Steels	合金鋼 Alloy Steels		調質鋼 Hardened Steels		不銹鋼 Stainless Steels	鑄鐵 Cast Iron	鋁合金 Aluminum Alloys	高溫合金 High-Temp Alloys
	HRC<20	HRC20~30	HRC30~45	HRC45~55	HRC55~63		HRC<30		HRC<30
	◎	◎	◎	○	—	◎	◎	—	○

◎：第一推薦 First Recommend ○：第二推薦 Second Recommend —：不推薦 NO Recommend

ETP 直角型銑刀桿

SHOULDER MILLING CUTTERS- ETP

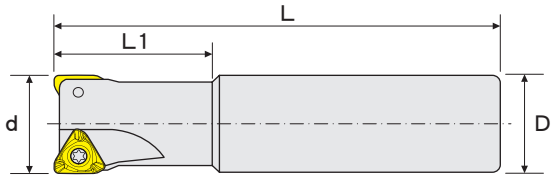

Milling Table 168

訂購編號 Order No.	尺寸 Dimensions (mm)				刀片數量 Teeth	搭配刀片 Insert	Screw	Wrench
	d	L1	L	D				
ETP10-02020-130L	20	50	130	20	2	TPMX1004..	TS2517	ETF08
ETP10-03025-150L	25	55	150	25	3			
ETP15-03033-200L	33	45	200	32	3	TPMX1505..	TS4014	ETF15
ETP15-04040-200L	40	45	200	32	4			

搭配刀片 Insert P.242 切削條件表 Cutting Condition P.596

※ 型號後端 -C 為出水孔設計。 Product number end in -C are coolant-through design.

應用材質 Work Material	碳素鋼 Carbon Steels	合金鋼 Alloy Steels		調質鋼 Hardened Steels		不銹鋼 Stainless Steels	鑄鐵 Cast Iron	鋁合金 Aluminum Alloys	高溫合金 High-Temp Alloys
	HRC<20	HRC20~30	HRC30~45	HRC45~55	HRC55~63		HRC<30		HRC<30
	◎	◎	◎	○	—	◎	◎	—	○

◎：第一推薦 First Recommend ○：第二推薦 Second Recommend —：不推薦 NO Recommend

HTP 鎖牙式 - 直角型銑刀頭

MODULAR HEADS- SHOULDER MILLING CUTTERS- HTP

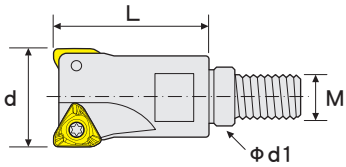

Milling Table 168

訂購編號 Order No.	尺寸 Dimensions (mm)				刀片數量 Teeth	搭配刀片 Insert	Screw	Wrench
	d	L	d1	M				
HTP10-02020	20	35	10.5	M10	2	TPMX1004..	TS2517	ETF08
HTP10-02020-C	20	35	10.5	M10	2			
HTP10-02021	21	35	10.5	M10	2			
HTP10-03025	25	35	12.5	M12	3			
HTP10-03025-C	25	35	12.5	M12	3			
HTP10-03026	26	35	12.5	M12	3			
HTP10-05032	32	43	17.0	M16	5			
HTP10-05032-C	32	43	17.0	M16	5			
HTP10-05033	33	43	17.0	M16	5			
HTP10-05033-C	33	43	17.0	M16	5			

➡ 搭配刀片 Insert P.242 ➡ 搭配刀桿 Holder P.335, 336 ➡ 切削條件表 Cutting Condition P.596

※ 型號後端 -C 為出水孔設計。 Product number end in -C are coolant-through design.

應用材質 Work Material	碳素鋼 Carbon Steels	合金鋼 Alloy Steels		調質鋼 Hardened Steels		不銹鋼 Stainless Steels	鑄鐵 Cast Iron	鋁合金 Aluminum Alloys	高溫合金 High-Temp Alloys
	HRC<20	HRC20~30	HRC30~45	HRC45~55	HRC55~63		HRC<30		HRC<30
	◎	◎	◎	○	—	◎	◎	—	○

◎：第一推薦 First Recommend ○：第二推薦 Second Recommend —：不推薦 NO Recommend

FTP 直角型銑刀盤

SHOULDER FACE MILLING CUTTERS- FTP

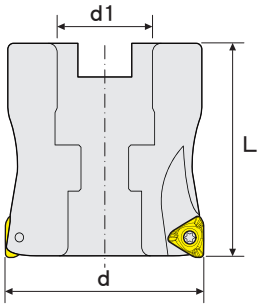

Milling Table 168

訂購編號 Order No.	尺寸 Dimensions (mm)				刀片數量 Teeth	搭配刀片 Insert	Screw	Wrench
	d	L	d1	M				
FTP10-06050-2200-C	50	50	22.00	—	6	TPMX1004..	TS2517	ETF08
FTP10-07050-2200	50	50	22.00	—	7			
FTP10-07063-2200-C	63	50	22.00	—	7			
FTP10-09063-2200	63	50	22.00	—	9			
FTP15-04040-1600-C	40	40	16.00	—	4	TPMX1505..	TS4004	ETF15
FTP15-05050-2200-C	50	40	22.00	—	5			
FTP15-06063-2200-C	63	40	22.00	—	6			
FTP15-08080-2700-C	80	50	27.00	—	8			

搭配刀片 Insert P.242 切削條件表 Cutting Condition P.596

※ 型號後端 -C 為出水孔設計。 Product number end in -C are coolant-through design.

應用材質 Work Material	碳素鋼 Carbon Steels	合金鋼 Alloy Steels		調質鋼 Hardened Steels		不銹鋼 Stainless Steels	鑄鐵 Cast Iron	鋁合金 Aluminum Alloys	高溫合金 High-Temp Alloys
	HRC<20	HRC20~30	HRC30~45	HRC45~55	HRC55~63		HRC<30		HRC<30
	◎	◎	◎	○	—	◎	◎	—	○

◎：第一推薦 First Recommend ○：第二推薦 Second Recommend —：不推薦 NO Recommend

EW390 直角型銑刀桿

SHOULDER MILLING CUTTERS- EW390

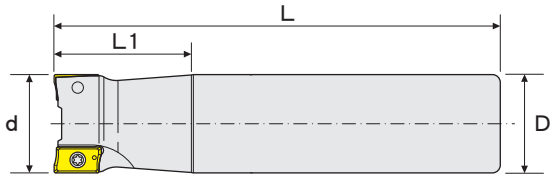

Milling Table 169

訂購編號 Order No.	尺寸 Dimensions (mm)				刀片數量 Teeth	搭配刀片 Insert	Screw	Wrench
	d	L1	L	D				
EW390-02016-150L	16	28	150	16	2	W39011T3..	MS2506B	ETF09
EW390-02016-200L	16	28	200	16	2			
EW390-02017-150L	17	20	150	16	2			
EW390-02017-200L	17	20	200	16	2			
EW390-02018-150L	18	20	150	16	2			
EW390-02018-200L	18	20	200	16	2			
EW390-02020-150L	20	30	150	20	2			
EW390-02020-200L	20	30	200	20	2			
EW390-03020-150L	20	30	150	20	3			
EW390-03020-200L	20	30	200	20	3			
EW390-02021-150L	21	20	150	20	2			
EW390-02021-200L	21	20	200	20	2			
EW390-03021-150L	21	20	150	20	3			
EW390-03021-200L	21	20	200	20	3			
EW390-02022-150L	22	30	150	20	2			
EW390-02022-200L	22	30	200	20	2			
EW390-03022-150L	22	30	150	20	3			
EW390-03025-150L	25	35	150	25	3			
EW390-03025-200L	25	35	200	25	3			
EW390-04025-150L	25	35	150	25	4			
EW390-04025-200L	25	35	200	25	4			
EW390-03026-150L	26	25	150	25	3			
EW390-03026-200L	26	25	200	25	3			
EW390-04026-150L	26	25	150	25	4			
EW390-04026-200L	26	25	200	25	4			
EW390-04030-150L	30	40	150	32	4			
EW390-04030-200L	30	40	200	32	4			
EW390-04030-250L	30	40	250	32	4			
EW390-04032-150L	32	40	150	32	4			
EW390-04032-200L	32	40	200	32	4			
EW390-04032-250L	32	40	250	32	4			
EW390-04033-150L	33	32	150	32	4			
EW390-04033-200L	33	32	200	32	4			
EW390-04033-250L	33	32	250	32	4			
EW390-04035-150L	35	32	150	32	4			
EW390-04035-200L	35	32	200	32	4			
EW390-04035-250L	35	32	250	32	4			

搭配刀片 Insert P.242 切削條件表 Cutting Condition P.597

應用材質 Work Material	碳素鋼 Carbon Steels	合金鋼 Alloy Steels		調質鋼 Hardened Steels		不銹鋼 Stainless Steels	鑄鐵 Cast Iron	鋁合金 Aluminum Alloys	高溫合金 High-Temp Alloys
	HRC<20	HRC20~30	HRC30~45	HRC45~55	HRC55~63		HRC<30		HRC<30
	◎	◎	◎	○	—	◎	◎	—	○

◎：第一推薦 First Recommend ○：第二推薦 Second Recommend —：不推薦 NO Recommend

ERT 直角型銑刀桿

SHOULDER MILLING CUTTERS- ERT

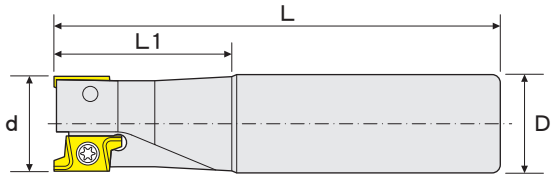

Milling Table 170

訂購編號 Order No.	尺寸 Dimensions (mm)				刀片數量 Teeth	搭配刀片 Insert	Screw	Wrench
	d	L1	L	D				
ERT07-01006-100L	6	20	100	10	1	ANRT0702..	MS2004A	ETF06
ERT07-01008-100L	8	20	100	10	1			
ERT07-01009-100L	9	20	100	10	1			
ERT07-02010-100L	10	25	100	10	2			
ERT07-02010-150L	10	25	150	10	2			
ERT07-02011-100L	11	20	100	10	2			
ERT07-02011-150L	11	20	150	10	2			
ERT07-02012-100L	12	25	100	12	2		MS2005A	ETF06
ERT07-02012-150L	12	25	150	12	2			
ERT07-02013-100L	13	20	100	12	2			
ERT07-02013-150L	13	20	150	12	2			
ERT07-03016-150L	16	30	150	16	3			
ERT07-03016-200L	16	30	200	16	3			
ERT07-03017-150L	17	25	150	16	3			
ERT07-03017-200L	17	25	200	16	3			
ERT07-04020-150L	20	35	150	20	4			
ERT07-04020-200L	20	35	200	20	4			
ERT07-04021-150L	21	25	150	20	4			

搭配刀片 Insert P.242 切削條件表 Cutting Condition P.598

※ 型號後端 -C 為出水孔設計。 Product number end in -C are coolant-through design.

應用材質 Work Material	碳素鋼 Carbon Steels	合金鋼 Alloy Steels		調質鋼 Hardened Steels		不銹鋼 Stainless Steels	鑄鐵 Cast Iron	鋁合金 Aluminum Alloys	高溫合金 High-Temp Alloys
	HRC<20	HRC20~30	HRC30~45	HRC45~55	HRC55~63		HRC<30		HRC<30
	◎	◎	◎	○	—	◎	◎	—	○

◎：第一推薦 First Recommend ○：第二推薦 Second Recommend —：不推薦 NO Recommend

ERT 直角型銑刀桿

SHOULDER MILLING CUTTERS- ERT

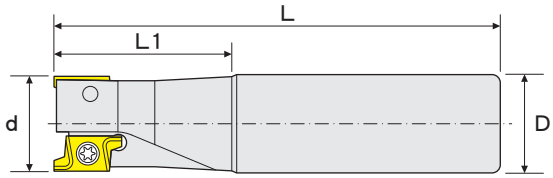

Milling Table 170

訂購編號 Order No.	尺寸 Dimensions (mm)				刀片數量 Teeth	搭配刀片 Insert	Screw	Wrench
	d	L1	L	D				
ERT10-02016-150L	16	30	150	16	2			
ERT10-02016-200L	16	30	200	16	2			
ERT10-02017-150L	17	25	150	16	2			
ERT10-02017-200L	17	25	200	16	2			
ERT10-02020-150L	20	35	150	20	2			
ERT10-02020-200L	20	35	200	20	2			
ERT10-03020-150L	20	35	150	20	3			
ERT10-03020-200L	20	35	200	20	3			
ERT10-02021-150L	21	30	150	20	2			
ERT10-02021-200L	21	30	200	20	2			
ERT10-03021-150L	21	30	150	20	3			
ERT10-03021-200L	21	30	200	20	3			
ERT10-02025-150L	25	40	150	25	2			
ERT10-02025-200L	25	40	200	25	2			
ERT10-03025-150L	25	40	150	25	3			
ERT10-03025-200L	25	40	200	25	3	ANRT1003..	MS2506B	ETF09
ERT10-03025-250L	25	40	250	25	3			
ERT10-02026-150L	26	30	150	25	2			
ERT10-02026-200L	26	30	200	25	2			
ERT10-03026-150L	26	30	150	25	3			
ERT10-03026-200L	26	30	200	25	3			
ERT10-03026-250L	26	30	250	25	3			
ERT10-04032-150L	32	40	150	32	4			
ERT10-04032-200L	32	40	200	32	4			
ERT10-04032-250L	32	40	250	32	4			
ERT10-04032-300L	32	40	300	32	4			
ERT10-05032-150L	32	40	150	32	5			
ERT10-05032-200L	32	40	200	32	5			
ERT10-05032-250L	32	40	250	32	5			
ERT10-05032-300L	32	40	300	32	5			
ERT10-04033-150L	33	35	150	32	4			

搭配刀片 Insert P.242 切削條件表 Cutting Condition P.598

※ 型號後端 -C 為出水孔設計。 Product number end in -C are coolant-through design.

應用材質 Work Material	碳素鋼 Carbon Steels	合金鋼 Alloy Steels		調質鋼 Hardened Steels		不銹鋼 Stainless Steels	鑄鐵 Cast Iron	鋁合金 Aluminum Alloys	高溫合金 High-Temp Alloys
	HRC<20	HRC20~30	HRC30~45	HRC45~55	HRC55~63		HRC<30		HRC<30
	◎	◎	◎	○	—	◎	◎	—	○

◎：第一推薦 First Recommend ○：第二推薦 Second Recommend —：不推薦 NO Recommend

ERT 直角型銑刀桿

SHOULDER MILLING CUTTERS- ERT

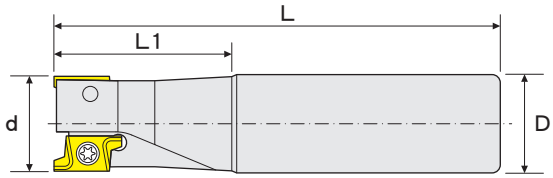

Milling Table 170

訂購編號 Order No.	尺寸 Dimensions (mm)				刀片數量 Teeth	搭配刀片 Insert	Screw	Wrench
	d	L1	L	D				
ERT10-04033-200L	33	35	200	32	4	ANRT1003..	MS2506B	ETF09
ERT10-04033-250L	33	35	250	32	4			
ERT10-04033-300L	33	35	300	32	4			
ERT10-05033-150L	33	35	150	32	5			
ERT10-05033-200L	33	35	200	32	5			
ERT10-05033-250L	33	35	250	32	5			
ERT10-05033-300L	33	35	300	32	5			
ERT10-04035-150L	35	35	150	32	4			
ERT10-04035-200L	35	35	200	32	4			
ERT10-04035-250L	35	35	250	32	4			
ERT10-04035-300L	35	35	300	32	4			
ERT10-05035-150L	35	35	150	32	5			
ERT10-05035-200L	35	35	200	32	5			
ERT10-05035-250L	35	35	250	32	5			
ERT10-05035-300L	35	35	300	32	5			

搭配刀片 Insert P.242 切削條件表 Cutting Condition P.598

※ 型號後端 -C 為出水孔設計。 Product number end in -C are coolant-through design.

應用材質 Work Material	碳素鋼 Carbon Steels	合金鋼 Alloy Steels		調質鋼 Hardened Steels		不銹鋼 Stainless Steels	鑄鐵 Cast Iron	鋁合金 Aluminum Alloys	高溫合金 High-Temp Alloys
	HRC<20	HRC20~30	HRC30~45	HRC45~55	HRC55~63		HRC<30		HRC<30
	◎	◎	◎	○	—	◎	◎	—	○

◎：第一推薦 First Recommend ○：第二推薦 Second Recommend —：不推薦 NO Recommend

HRT 鎖牙式 - 直角型銑刀頭

MODULAR HEADS- SHOULDER MILLING CUTTERS- HRT

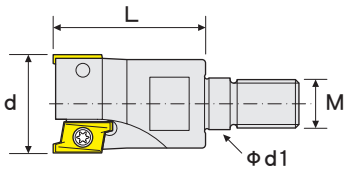

Milling Table 170

訂購編號 Order No.	尺寸 Dimensions (mm)				刀片數量 Teeth	搭配刀片 Insert	Screw	Wrench
	d	L	d1	M				
HRT07-01009	9	18	4.5	M4	1	ANRT0702..	MS2004A	ETF06
HRT07-02010	10	18	5.5	M5	2			
HRT07-02011	11	18	5.5	M5	2			
HRT07-02012	12	20	6.5	M6	2		MS2005A	
HRT07-02013	13	20	6.5	M6	2			
HRT07-03016	16	23	8.5	M8	3			
HRT07-03017	17	23	8.5	M8	3			
HRT07-04020	20	30	10.5	M10	4			
HRT07-04021	21	30	10.5	M10	4			
HRT10-02016	16	30	8.5	M8	2	ANRT1003..	MS2506B	ETF09
HRT10-02017	17	30	8.5	M8	2			
HRT10-02020	20	30	10.5	M10	2			
HRT10-03020	20	30	10.5	M10	3			
HRT10-02021	21	30	10.5	M10	2			
HRT10-03021	21	30	10.5	M10	3			
HRT10-03025	25	35	12.5	M12	3			
HRT10-03026	26	35	12.5	M12	3			
HRT10-04026	26	35	12.5	M12	4			
HRT10-04032	32	43	17.0	M16	4			
HRT10-05032	32	43	17.0	M16	5			
HRT10-04033	33	43	17.0	M16	4			
HRT10-05033	33	43	17.0	M16	5			
HRT10-04035	35	43	17.0	M16	4			
HRT10-05035	35	43	17.0	M16	5			

➡ 搭配刀片 Insert P.242 ➡ 搭配刀桿 Holder P.335, 336 ➡ 切削條件表 Cutting Condition P.598

※ 型號後端 -C 為出水孔設計。 Product number end in -C are coolant-through design.

應用材質 Work Material	碳素鋼 Carbon Steels	合金鋼 Alloy Steels		調質鋼 Hardened Steels		不銹鋼 Stainless Steels	鑄鐵 Cast Iron	鋁合金 Aluminum Alloys	高溫合金 High-Temp Alloys
	HRC<20	HRC20~30	HRC30~45	HRC45~55	HRC55~63		HRC<30		HRC<30
	◎	◎	◎	○	—	◎	◎	—	○

◎：第一推薦 First Recommend ○：第二推薦 Second Recommend —：不推薦 NO Recommend

FRT 直角型銑刀盤

SHOULDER FACE MILLING CUTTERS- FRT

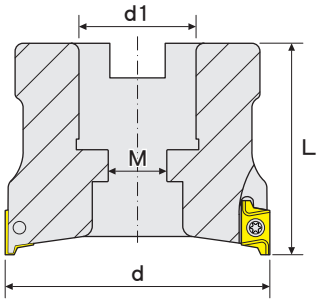

Milling Table 170

訂購編號 Order No.	尺寸 Dimensions (mm)				刀片數量 Teeth	搭配刀片 Insert	Screw	Wrench
	d	L	d1	M				
FRT10-04050-2200	50	40	22.00	M11	4	ANRT1003..	MS2508B	ETF09
FRT10-06050-2200	50	40	22.00	M11	6			
FRT10-07050-2200	50	40	22.00	M11	7			
FRT10-04063-2540	63	50	25.40	M13	4			
FRT10-06063-2540	63	50	25.40	M13	6			
FRT10-04066-2540	66	50	25.40	M13	4			
FRT10-06066-2540	66	50	25.40	M13	6			

搭配刀片 Insert P.242 切削條件表 Cutting Condition P.598

※ 型號後端 -C 為出水孔設計。 Product number end in -C are coolant-through design.

應用材質 Work Material	碳素鋼 Carbon Steels	合金鋼 Alloy Steels		調質鋼 Hardened Steels		不銹鋼 Stainless Steels	鑄鐵 Cast Iron	鋁合金 Aluminum Alloys	高溫合金 High-Temp Alloys
	HRC<20	HRC20~30	HRC30~45	HRC45~55	HRC55~63		HRC<30		HRC<30
	◎	◎	◎	○	—	◎	◎	—	○

◎：第一推薦 First Recommend ○：第二推薦 Second Recommend —：不推薦 NO Recommend

EAD 直角型銑刀桿

SHOULDER MILLING CUTTERS- EAD

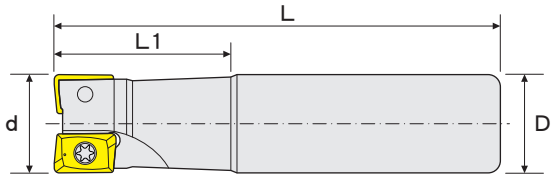

Milling Table 171

訂購編號 Order No.	尺寸 Dimensions (mm)				刀片數量 Teeth	搭配刀片 Insert	Screw	Wrench
	d	L1	L	D				
EAD06-02010-120L	10	20	120	10	2	ADMT0602..	MS1804B	ETF06
EAD06-02011-110L	11	13	110	10	2			
EAD06-02011-150L	11	13	150	10	2			
EAD06-02012-100L	12	25	100	12	2			
EAD06-02012-130L	12	25	130	12	2			
EAD06-03012-100L	12	25	100	12	3			
EAD06-03012-130L	12	25	130	12	3			
EAD06-02013-130L	13	18	130	12	2			
EAD06-03013-130L	13	18	130	12	3			
EAD06-04016-150L	16	28	150	16	4			
EAD06-04016-200L	16	28	200	16	4			
EAD06-04017-150L	17	20	150	16	4			
EAD10-02016-150L	16	22	150	16	2	ADMT10T3..	TS2515	ETF08
EAD10-02017-150L	17	22	150	16	2			
EAD10-03018-150L	18	28	150	20	3			
EAD10-03020-150L	20	28	150	20	3			
EAD10-03021-150L	21	28	150	20	3			
EAD10-04025-150L	25	35	150	25	4			
EAD10-04026-150L	26	35	150	25	4			
EAD10-05032-150L	32	40	150	32	5			
EAD10-05033-150L	33	40	150	32	5			

搭配刀片 Insert P.243 切削條件表 Cutting Condition P.599

※ 型號後端 -C 為出水孔設計。 Product number end in -C are coolant-through design.

應用材質 Work Material	碳素鋼 Carbon Steels	合金鋼 Alloy Steels		調質鋼 Hardened Steels		不銹鋼 Stainless Steels	鑄鐵 Cast Iron	鋁合金 Aluminum Alloys	高溫合金 High-Temp Alloys
	HRC<20	HRC20~30	HRC30~45	HRC45~55	HRC55~63		HRC<30		HRC<30
	◎	◎	◎	—	—	◎	◎	—	○

◎：第一推薦 First Recommend ○：第二推薦 Second Recommend —：不推薦 NO Recommend

HAD 鎖牙式 - 直角型銑刀頭

MODULAR HEADS- SHOULDER MILLING CUTTERS- HAD

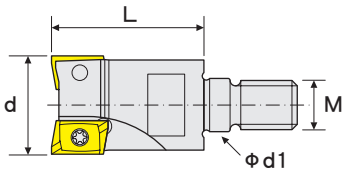

Milling Table 171

訂購編號 Order No.	尺寸 Dimensions (mm)				刀片數量 Teeth	搭配刀片 Insert	Screw	Wrench
	d	L	d1	M				
HAD06-02010	10	16	5.5	M5	2	ADMT0602..	MS1804A	ETF06
HAD06-02011	11	16	5.5	M5	2			
HAD06-02012	12	18	6.5	M6	2			
HAD06-03012	12	18	6.5	M6	3			
HAD06-02013	13	18	6.5	M6	2			
HAD06-03013	13	18	6.5	M6	3			
HAD06-04016	16	20	8.5	M8	4			
HAD06-04017	17	20	8.5	M8	4			
HAD06-04018	18	20	8.5	M8	4			
HAD06-04020	20	24	10.5	M10	4			
HAD06-05020	20	24	10.5	M10	5			
HAD06-05021	21	24	10.5	M10	5			
HAD06-04025	25	28	12.5	M12	4			
HAD06-05025	25	28	12.5	M12	5			
HAD06-05026	26	28	12.5	M12	5			
HAD10-02016	16	25	8.5	M8	2	ADMT10T3..	TS2515	ETF08
HAD10-02017	17	25	8.5	M8	2			
HAD10-03018	18	25	8.5	M8	3			
HAD10-03020	20	30	10.5	M10	3			
HAD10-03021	21	30	10.5	M10	3			
HAD10-04025	25	35	12.5	M12	4			
HAD10-04026	26	35	12.5	M12	4			
HAD10-05032	32	43	17.0	M16	5			
HAD10-05033	33	43	17.0	M16	5			

➡ 搭配刀片 Insert P.243 ➡ 搭配刀桿 Holder P.335, 336 ➡ 切削條件表 Cutting Condition P.599

※ 型號後端 -C 為出水孔設計。 Product number end in -C are coolant-through design.

應用材質 Work Material	碳素鋼 Carbon Steels	合金鋼 Alloy Steels		調質鋼 Hardened Steels		不銹鋼 Stainless Steels	鑄鐵 Cast Iron	鋁合金 Aluminum Alloys	高溫合金 High-Temp Alloys
	HRC<20	HRC20~30	HRC30~45	HRC45~55	HRC55~63		HRC<30		HRC<30
	◎	◎	◎	—	—	◎	◎	—	○

◎：第一推薦 First Recommend ○：第二推薦 Second Recommend —：不推薦 NO Recommend

EBCM 高精度球型銑刀桿

HIGH PRECISION- BALL Nose CUTTERS- EBCM

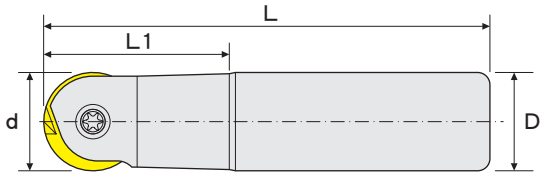

Milling Table 172

訂購編號 Order No.	尺寸 Dimensions (mm)				刀片數量 Teeth	搭配刀片 Insert	Screw	Wrench
	d	L1	L	D				
EBCM08-01008-100L	8	20	100	8	1	—	MGR3008	ETF08
EBCM10-01010-100L	10	25	100	10	1	CMP32D10..	MGR4010	ETL15
EBCM10-01010-150L	10	36	150	12	1	CMP32D10..		
EBCM12-01012-150L	12	32	150	12	1	CMP32D12..	MGR5012	ETL20
EBCM12-01012-200L	12	58	200	16	1			
EBCM16-01016-150L	16	36	150	16	1	CMP32D16..	MGR5016	ETL20
EBCM16-01016-200L	16	36	200	16	1			
EBCM20-01020-150L	20	45	150	20	1	CMP32D20..	MGR5020	ETL20
EBCM20-01020-200L	20	45	200	20	1			
EBCM20-01020-250L	20	76	250	25	1			
EBCM25-01025-200L	25	45	200	25	1	CMP32D25..	MGR6025	ETL30
EBCM25-01025-250L	25	45	250	25	1			
EBCM25-01025-300L	25	98	300	32	1			
EBCM32-01032-200L	32	50	200	32	1	CMP32D32..	MGR8030	ETL30
EBCM32-01032-250L	32	50	250	32	1			
EBCM32-01032-300L	32	50	300	32	1			

搭配刀片 Insert P.244 切削條件表 Cutting Condition P.600

※ 型號後端 -C 為出水孔設計。 Product number end in -C are coolant-through design.

應用材質 Work Material	碳素鋼 Carbon Steels	合金鋼 Alloy Steels		調質鋼 Hardened Steels		不銹鋼 Stainless Steels	鑄鐵 Cast Iron	鋁合金 Aluminum Alloys	高溫合金 High-Temp Alloys
	HRC<20	HRC20~30	HRC30~45	HRC45~55	HRC55~63		HRC<30		HRC<30
	◎	◎	◎	○	—	◎	◎	○	○

◎：第一推薦 First Recommend ○：第二推薦 Second Recommend —：不推薦 NO Recommend

HBCM 鎖牙式 - 高精度球型銑刀頭

MODULAR HEADS- HIGH PRECISION- BALL Nose CUTTERS- HBCM

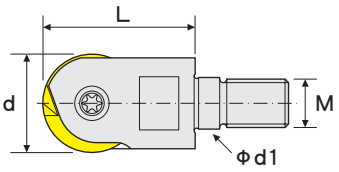

Milling Table 172

訂購編號 Order No.	尺寸 Dimensions (mm)				刀片數量 Teeth	搭配刀片 Insert	Screw	Wrench
	d	L	d1	M				
HBCM08-01008	8	16	4.5	M4	1	—	MGR3008	ETF08
HBCM10-01010	10	20	5.5	M5	1	CMP32D10..	MGR4010	ETL15
HBCM12-01012	12	22	6.5	M6	1	CMP32D12..	MGR5012	ETL20
HBCM16-01016	16	28	8.5	M8	1	CMP32D16..	MGR5016	ETL20
HBCM20-01020	20	30	10.5	M10	1	CMP32D20..	MGR5020	ETL20
HBCM25-01025	25	40	12.5	M12	1	CMP32D25..	MGR6025	ETL30
HBCM32-01032	32	43	17.0	M16	1	CMP32D32..	MGR8030	ETL30

搭配刀片 Insert P.244 搭配刀桿 Holder P.335, 336 切削條件表 Cutting Condition P.600

※ 型號後端 -C 為出水孔設計。 Product number end in -C are coolant-through design.

應用材質 Work Material	碳素鋼 Carbon Steels	合金鋼 Alloy Steels		調質鋼 Hardened Steels		不銹鋼 Stainless Steels	鑄鐵 Cast Iron	鋁合金 Aluminum Alloys	高溫合金 High-Temp Alloys
	HRC<20	HRC20~30	HRC30~45	HRC45~55	HRC55~63		HRC<30		HRC<30
	◎	◎	◎	○	—	◎	◎	○	○

◎：第一推薦 First Recommend ○：第二推薦 Second Recommend —：不推薦 NO Recommend

HBWP 鎖牙式 - 球型銑刀頭 (粗加工)

MODULAR HEADS- BALL Nose CUTTERS- ROUGHING- HBWP

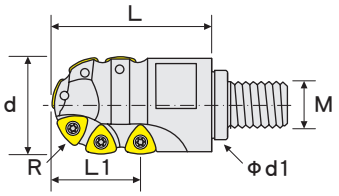

Milling Table 174

訂購編號 Order No.	尺寸 Dimensions (mm)						刃數 Flute	搭配刀片 Insert	Screw	Wrench
	R	d	L1	L	d1	M				
HBWP2614-02025	12.5R	25	21	42	12.5	M12	2	WP26339R14..	TS4023	ETF15
HBWP2614-02030	15.0R	30	23	50	12.5	M12	2			
HBWP2614-02032	16.0R	32	23	50	17.0	M16	2			
HBWP2625-02040	20.0R	40	38	65	28.0	M18	2	WP26379R25..	TS5007	ETF20
HBWP2625-02050	25.0R	50	45	80	36.0	M25	2			

搭配刀片 Insert P.244 搭配刀桿 Holder P.335, 336 切削條件表 Cutting Condition P.602

※ 型號後端 -C 為出水孔設計。 Product number end in -C are coolant-through design.

應用材質 Work Material	碳素鋼 Carbon Steels	合金鋼 Alloy Steels		調質鋼 Hardened Steels		不銹鋼 Stainless Steels	鑄鐵 Cast Iron	鋁合金 Aluminum Alloys	高溫合金 High-Temp Alloys
	HRC<20	HRC20~30	HRC30~45	HRC45~55	HRC55~63		HRC<30		HRC<30
	◎	◎	◎	—	—	◎	◎	—	○

◎：第一推薦 First Recommend ○：第二推薦 Second Recommend —：不推薦 NO Recommend

EBC 圓角型銑刀桿

CORNER ROUNDING MILLING CUTTERS- EBC

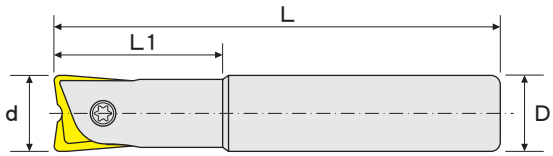

Milling Table 194

訂購編號 Order No.	尺寸 Dimensions (mm)				刀片數量 Teeth	搭配刀片 Insert	Screw	Wrench
	d	L1	L	D				
EBC16-01016-150L	16	35	150	16	1	WPBC16..	MGR5016	ETL20
EBC16-01016-200L	16	35	200	16	1			

搭配刀片 Insert P.244 切削條件表 Cutting Condition P.619

※ 型號後端 -C 為出水孔設計。 Product number end in -C are coolant-through design.

應用材質 Work Material	碳素鋼 Carbon Steels	合金鋼 Alloy Steels		調質鋼 Hardened Steels		不銹鋼 Stainless Steels	鑄鐵 Cast Iron	鋁合金 Aluminum Alloys	高溫合金 High-Temp Alloys
	HRC<20	HRC20~30	HRC30~45	HRC45~55	HRC55~63		HRC<30		HRC<30
	◎	◎	◎	○	—	◎	◎	—	○

◎：第一推薦 First Recommend ○：第二推薦 Second Recommend —：不推薦 NO Recommend

EWP 高進給型銑刀桿

HIGH FEED MILLING CUTTERS- EWP

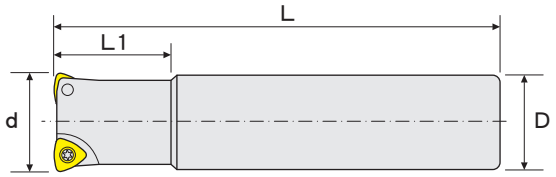

Milling Table 173

訂購編號 Order No.	尺寸 Dimensions (mm)				刀片數量 Teeth	搭配刀片 Insert	Screw	Wrench
	d	L1	L	D				
EWP2614-03032-150L	32	28	150	32	3	WP26339R14..	TS4005	ETF15
EWP2614-03035-180L	35	40	180	32	3			
EWP2614-03035-230L	35	40	230	32	3			
EWP2614-04040-200L	40	40	200	32	4			
EWP2625-02040-200L	40	45	200	32	2	WP26379R25..	TS5002	ETF20
EWP2625-03050-200L	50	45	200	32	3			

➡ 搭配刀片 Insert P.244 ➡ 切削條件表 Cutting Condition P.601

※ 型號後端 -C 為出水孔設計。 Product number end in -C are coolant-through design.

應用材質 Work Material	碳素鋼 Carbon Steels	合金鋼 Alloy Steels		調質鋼 Hardened Steels		不銹鋼 Stainless Steels	鑄鐵 Cast Iron	鋁合金 Aluminum Alloys	高溫合金 High-Temp Alloys
	HRC<20	HRC20~30	HRC30~45	HRC45~55	HRC55~63		HRC<30		HRC<30
	◎	◎	◎	—	—	◎	◎	—	○

◎：第一推薦 First Recommend ○：第二推薦 Second Recommend —：不推薦 NO Recommend

FWP 高進給型銑刀盤

HIGH FEED FACE MILLING CUTTERS- FWP

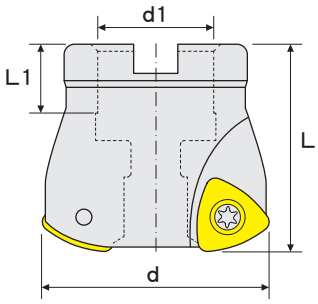

Milling Table 173

訂購編號 Order No.	尺寸 Dimensions (mm)				刀片數量 Teeth	搭配刀片 Insert	Screw	Wrench
	d	L1	L	d1				
FWP2625-03050-2200	50	21	50	22.00	3	WP26379R25..	TS5002	ETF20
FWP2625-04063-2200	63	21	50	22.00	4			
FWP2625-05080-2700	80	23	50	27.00	5			
FWP2625-06100-3200	100	26	50	32.00	6			
FWP2625-07125-4000	125	38	63	40.00	7			
FWP2625-08160-4000	160	38	63	40.00	8			

搭配刀片 Insert P.244 切削條件表 Cutting Condition P.601

※ 型號後端 -C 為出水孔設計。 Product number end in -C are coolant-through design.

應用材質 Work Material	碳素鋼 Carbon Steels	合金鋼 Alloy Steels		調質鋼 Hardened Steels		不銹鋼 Stainless Steels	鑄鐵 Cast Iron	鋁合金 Aluminum Alloys	高溫合金 High-Temp Alloys
	HRC<20	HRC20~30	HRC30~45	HRC45~55	HRC55~63		HRC<30		HRC<30
	◎	◎	◎	—	—	◎	◎	—	○

◎：第一推薦 First Recommend ○：第二推薦 Second Recommend —：不推薦 NO Recommend

ERD 圓角型銑刀桿

CORNER RADIUS MILLING CUTTERS- ERD

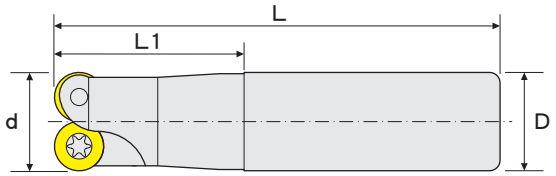

Milling Table 175

訂購編號 Order No.	尺寸 Dimensions (mm)				刀片數量 Teeth	搭配刀片 Insert	Screw	Wrench
	d	L1	L	D				
ERD05-02010-100L	10	18	100	10	2	RD..0501..	MS2003A	ETF06
ERD05-02011-100L	11	15	100	10	2		MS2004A	
ERD05-02011-150L	11	15	150	10	2			
ERD05-02012-100L	12	22	100	12	2			
ERD05-03012-100L	12	22	100	12	3			
ERD05-03012-150L	12	22	150	12	3			
ERD05-02013-100L	13	18	100	12	2			
ERD05-03013-100L	13	18	100	12	3			
ERD05-03013-150L	13	18	150	12	3			
ERD05-04016-150L	16	30	150	16	4			
ERD05-04016-200L	16	30	200	16	4			
ERD05-04017-150L	17	20	150	16	4			
ERD05-04017-200L	17	20	200	16	4			

搭配刀片 Insert P.245
切削條件表 Cutting Condition P.603

※ 型號後端 -C 為出水孔設計。 Product number end in -C are coolant-through design.

應用材質 Work Material	碳素鋼 Carbon Steels	合金鋼 Alloy Steels		調質鋼 Hardened Steels		不銹鋼 Stainless Steels	鑄鐵 Cast Iron	鋁合金 Aluminum Alloys	高溫合金 High-Temp Alloys
	HRC<20	HRC20~30	HRC30~45	HRC45~55	HRC55~63		HRC<30		HRC<30
	◎	◎	◎	○	—	◎	◎	—	○

◎：第一推薦 First Recommend　○：第二推薦 Second Recommend　—：不推薦 NO Recommend

ERD 圓角型銑刀桿

CORNER RADIUS MILLING CUTTERS- ERD

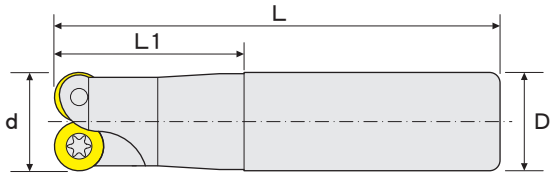

Milling Table 175

訂購編號 Order No.	尺寸 Dimensions (mm)				刀片數量 Teeth	搭配刀片 Insert	Screw	Wrench
	d	L1	L	D				
ERD07-02015-100L	15	25	100	16	2	RD..0702..	MS2505E	ETF08
ERD07-02015-150L	15	25	150	16	2			
ERD07-02016-150L	16	25	150	16	2		MS2506E	ETF08
ERD07-02016-200L	16	25	200	16	2			
ERD07-03016-150L	16	25	150	16	3			
ERD07-03016-200L	16	25	200	16	3			
ERD07-02017-150L	17	20	150	16	2			
ERD07-02017-200L	17	20	200	16	2			
ERD07-03017-150L	17	20	150	16	3			
ERD07-03017-200L	17	20	200	16	3			
ERD07-03020-150L	20	35	150	20	3			
ERD07-03020-200L	20	35	200	20	3			
ERD07-03021-150L	21	25	150	20	3			
ERD07-03021-200L	21	25	200	20	3			
ERD07-04025-150L	25	40	150	25	4			
ERD07-04025-200L	25	40	200	25	4			
ERD07-04025-250L	25	40	250	25	4			
ERD07-05025-150L	25	40	150	25	5		MS2505E	ETF08
ERD07-05025-200L	25	40	200	25	5			
ERD07-05025-250L	25	40	250	25	5			
ERD07-04026-150L	26	25	150	25	4		MS2506E	ETF08
ERD07-04026-200L	26	25	200	25	4			
ERD07-04026-250L	26	25	250	25	4			
ERD07-05026-150L	26	25	150	25	5			
ERD07-05026-200L	26	25	200	25	5			
ERD07-05026-250L	26	25	250	25	5			
ERD07-05035-150L	35	30	150	32	5			
ERD07-05035-200L	35	30	200	32	5			
ERD07-05035-250L	35	30	250	32	5			
ERD07-05035-300L	35	30	300	32	5			
ERD07-06035-150L	35	30	150	32	6			
ERD07-06035-200L	35	30	200	32	6			
ERD07-06035-250L	35	30	250	32	6			
ERD07-06035-300L	35	30	300	32	6			

➡ 搭配刀片 Insert P.245 ➡ 切削條件表 Cutting Condition P.603

※ 型號後端 -C 為出水孔設計。 Product number end in -C are coolant-through design.

應用材質 Work Material	碳素鋼 Carbon Steels	合金鋼 Alloy Steels		調質鋼 Hardened Steels		不銹鋼 Stainless Steels	鑄鐵 Cast Iron	鋁合金 Aluminum Alloys	高溫合金 High-Temp Alloys
	HRC<20	HRC20~30	HRC30~45	HRC45~55	HRC55~63		HRC<30		HRC<30
	◎	◎	◎	○	—	◎	◎	—	○

◎：第一推薦 First Recommend ○：第二推薦 Second Recommend —：不推薦 NO Recommend

ERD 圓角型銑刀桿

CORNER RADIUS MILLING CUTTERS- ERD

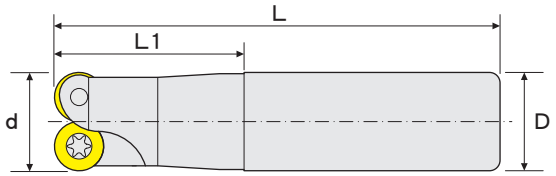

Milling Table 175

訂購編號 Order No.	尺寸 Dimensions (mm)				刀片數量 Teeth	搭配刀片 Insert	Screw	Wrench	Clamp	Wrench
	d	L1	L	D						
ERDX10-02020-150L	20	40	150	20	2	RD..1003..	MS3507A	–	–	ETF15
ERDX10-02020-200L	20	40	200	20	2					
ERDX10-02021-150L	21	25	150	20	2					
ERDX10-02021-200L	21	25	200	20	2					
ERDX10-03025-150L	25	40	150	25	3					
ERDX10-03025-200L	25	40	200	25	3					
ERDX10-03025-250L	25	40	250	25	3					
ERDX10-03026-150L	26	25	150	25	3					
ERDX10-03026-200L	26	25	200	25	3					
ERDX10-03026-250L	26	25	250	25	3					
ERDX10-03030-150L	30	25	150	25	3		MS3509A	–	–	ETF15
ERDX10-03030-200L	30	25	200	25	3					
ERDX10-03030-250L	30	25	250	25	3					
ERDX10-03032-150L	32	40	150	32	3		MS3509A	MC35-3V	–	ETF15
ERDX10-03032-200L	32	40	200	32	3					
ERDX10-03032-250L	32	40	250	32	3					
ERDX10-03032-300L	32	40	300	32	3					
ERDX10-03035-150L	35	35	150	32	3					
ERDX10-03035-200L	35	35	200	32	3					
ERDX10-03035-250L	35	35	250	32	3					
ERDX10-03035-300L	35	35	300	32	3					
ERDX10-04035-150L	35	35	150	32	4					
ERDX10-04035-200L	35	35	200	32	4					
ERDX10-04035-250L	35	35	250	32	4					
ERDX10-04035-300L	35	35	300	32	4					

搭配刀片 Insert P.245 切削條件表 Cutting Condition P.603

※ 型號後端 -C 為出水孔設計。 Product number end in -C are coolant-through design.

應用材質 Work Material	碳素鋼 Carbon Steels	合金鋼 Alloy Steels		調質鋼 Hardened Steels		不銹鋼 Stainless Steels	鑄鐵 Cast Iron	鋁合金 Aluminum Alloys	高溫合金 High-Temp Alloys
	HRC<20	HRC20~30	HRC30~45	HRC45~55	HRC55~63		HRC<30		HRC<30
	◎	◎	◎	○	—	◎	◎	—	○

◎：第一推薦 First Recommend ○：第二推薦 Second Recommend —：不推薦 NO Recommend

ERD 圓角型銑刀桿

CORNER RADIUS MILLING CUTTERS- ERD

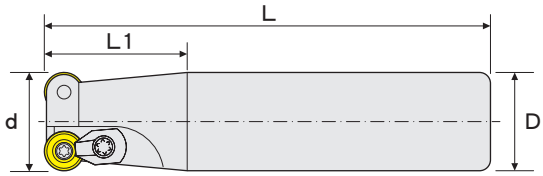

Milling Table 175

訂購編號 Order No.	尺寸 Dimensions (mm)				刀片數量 Teeth	搭配刀片 Insert	Screw	Wrench	Clamp	Wrench
	d	L1	L	D						
ERD10-02025-150L	25	45	150	25	2	RD..10T3..	MS4009B	–	MC35-3V	ETF15
ERD10-02025-200L	25	45	200	25	2					
ERD10-02025-250L	25	45	250	25	2					
ERD10-02026-150L	26	30	150	25	2					
ERD10-02026-200L	26	30	200	25	2					
ERD10-02026-250L	26	30	250	25	2					
ERD10-02030-150L	30	30	150	25	2					
ERD10-02030-200L	30	30	200	25	2					
ERD10-02030-250L	30	30	250	25	2					
ERD10-03030-150L	30	30	150	25	3					
ERD10-03030-200L	30	30	200	25	3					
ERD10-03030-250L	30	30	250	25	3					
ERD10-03032-150L	32	45	150	32	3					
ERD10-03032-200L	32	45	200	32	3					
ERD10-03032-250L	32	45	250	32	3					
ERD10-03032-300L	32	45	300	32	3					
ERD10-03035-150L	35	30	150	32	3					
ERD10-03035-200L	35	30	200	32	3					
ERD10-03035-250L	35	30	250	32	3					
ERD10-03035-300L	35	30	300	32	3					
ERD10-03040-150L	40	30	150	32	3					
ERD10-03040-200L	40	30	200	32	3					
ERD10-03040-250L	40	30	250	32	3					
ERD10-03040-300L	40	30	300	32	3					
ERD12-02025-100L	25	45	100	25	2	RD..1204..	MS4009A	–	MC35-3V	ETF15
ERD12-02025-150L	25	45	150	25	2					
ERD12-02025-200L	25	45	200	25	2					

搭配刀片 Insert P.246, 247　切削條件表 Cutting Condition P.603

※ 型號後端 -C 為出水孔設計。 Product number end in -C are coolant-through design.

應用材質 Work Material	碳素鋼 Carbon Steels	合金鋼 Alloy Steels		調質鋼 Hardened Steels		不銹鋼 Stainless Steels	鑄鐵 Cast Iron	鋁合金 Aluminum Alloys	高溫合金 High-Temp Alloys
	HRC<20	HRC20~30	HRC30~45	HRC45~55	HRC55~63		HRC<30		HRC<30
	◎	◎	◎	○	—	◎	◎	—	○

◎：第一推薦 First Recommend　○：第二推薦 Second Recommend　—：不推薦 NO Recommend

HRD 鎖牙式 - 圓角型銑刀頭

MODULAR HEADS- CORNER RADIUS MILLING CUTTERS- HRD

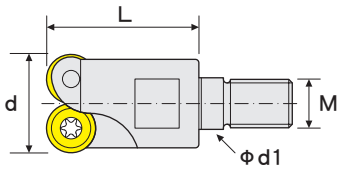

Milling Table 175

訂購編號 Order No.	尺寸 Dimensions (mm)				刀片數量 Teeth	搭配刀片 Insert	Screw	Wrench	Clamp	Wrench
	d	L	d1	M						
HRD05-02012	12	18	6.5	M6	2	RD..0501..	MS2004A	ETF06	–	–
HRD05-03012	12	18	6.5	M6	3					
HRD05-02013	13	18	6.5	M6	2					
HRD05-03013	13	18	6.5	M6	3					
HRD05-04016	16	23	8.5	M8	4					
HRD05-04017	17	23	8.5	M8	4					
HRD07-02015	15	23	8.5	M8	2	RD..0702..	MS2505E	ETF08	–	–
HRD07-02016	16	23	8.5	M8	2		MS2506E	ETF08	–	–
HRD07-03016	16	23	8.5	M8	3					
HRD07-02017	17	23	8.5	M8	2					
HRD07-03017	17	23	8.5	M8	3					
HRD07-03020	20	30	10.5	M10	3					
HRD07-02021	21	30	10.5	M10	2					
HRD07-03021	21	30	10.5	M10	3					
HRD07-03022	22	30	10.5	M10	3					
HRD07-04025	25	35	12.5	M12	4					
HRD07-05025	25	35	12.5	M12	5		MS2505E	ETF08	–	–
HRD07-04026	26	35	12.5	M12	4		MS2506E	ETF08	–	–
HRD07-05026	26	35	12.5	M12	5					
HRD07-05035	35	43	17.0	M16	5					
HRD07-06035	35	43	17.0	M16	6					
HRDX10-02020	20	30	10.5	M10	2	RD..1003..	MS3507A	ETF15	–	–
HRDX10-02021	21	30	10.5	M10	2					
HRDX10-03025	25	35	12.5	M12	3					
HRDX10-03026	26	35	12.5	M12	3					
HRDX10-03030	30	35	12.5	M12	3		MS3509A	ETF15	–	–
HRDX10-03032	32	43	17.0	M16	3		MS3509A	–	MC35-3V	ETF15
HRDX10-03035	35	43	17.0	M16	3					
HRDX10-04035	35	43	17.0	M16	4					
HRDX10-04040	40	43	17.0	M16	4					
HRDX10-04042	42	43	17.0	M16	4					
HRDX10-05042	42	43	17.0	M16	5					

➡ 搭配刀片 Insert P.245 ➡ 搭配刀桿 Holder P.335, 336 ➡ 切削條件表 Cutting Condition P.603

※ 型號後端 -C 為出水孔設計。 Product number end in -C are coolant-through design.

應用材質 Work Material	碳素鋼 Carbon Steels	合金鋼 Alloy Steels		調質鋼 Hardened Steels		不銹鋼 Stainless Steels	鑄鐵 Cast Iron	鋁合金 Aluminum Alloys	高溫合金 High-Temp Alloys
	HRC<20	HRC20~30	HRC30~45	HRC45~55	HRC55~63		HRC<30		HRC<30
	◎	◎	◎	○	—	◎	◎	—	○

◎：第一推薦 First Recommend ○：第二推薦 Second Recommend —：不推薦 NO Recommend

HRD 鎖牙式 - 圓角型銑刀頭

MODULAR HEADS- CORNER RADIUS MILLING CUTTERS- HRD

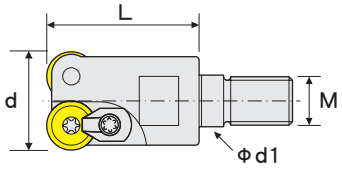

Milling Table 175

訂購編號 Order No.	尺寸 Dimensions (mm)				刀片數量 Teeth	搭配刀片 Insert	Screw	Wrench	Clamp	Wrench
	d	L	d1	M						
HRD10-02020	20	30	10.5	M10	2	RD..10T3..	MS4008B	ETF15	—	—
HRD10-02021	21	30	10.5	M10	2		MS4009B	ETF15	—	—
HRD10-02025	25	35	12.5	M12	2		MS4009B	—	MC35-3V	ETF15
HRD10-03025	25	35	12.5	M12	3		MS4009B	ETF15	—	—
HRD10-02026	26	35	12.5	M12	2		MS4009B	—	MC35-3V	ETF15
HRD10-03026	26	35	12.5	M12	3		MS4009B	ETF15	—	—
HRD10-02030	30	43	17.0	M16	2		MS4009B	—	MC35-3V	ETF15
HRD10-03032	32	43	17.0	M16	3					
HRD10-03035	35	43	17.0	M16	3					
HRD10-04035	35	43	17.0	M16	4					
HRD10-04040	40	43	17.0	M16	4					
HRD10-04042	42	43	17.0	M16	4					
HRD10-05042	42	43	17.0	M16	5		MS4009B	ETF15	—	—

搭配刀片 Insert P.246 搭配刀桿 Holder P.335, 336 切削條件表 Cutting Condition P.603

※ 型號後端 -C 為出水孔設計。 Product number end in -C are coolant-through design.

應用材質 Work Material	碳素鋼 Carbon Steels	合金鋼 Alloy Steels		調質鋼 Hardened Steels		不銹鋼 Stainless Steels	鑄鐵 Cast Iron	鋁合金 Aluminum Alloys	高溫合金 High-Temp Alloys
	HRC<20	HRC20~30	HRC30~45	HRC45~55	HRC55~63		HRC<30		HRC<30
	◎	◎	◎	○	—	◎	◎	—	○

◎：第一推薦 First Recommend ○：第二推薦 Second Recommend —：不推薦 NO Recommend

FRDX 圓角型銑刀盤

CORNER RADIUS FACE MILLING CUTTERS- FRDX

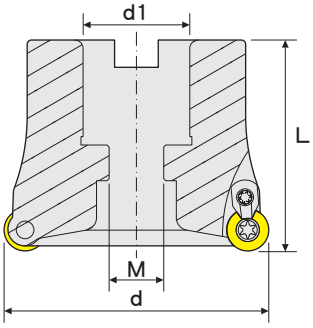

Milling Table 175

訂購編號 Order No.	尺寸 Dimensions (mm)				刀片數量 Teeth	搭配刀片 Insert	Screw	Clamp	Screw	Wrench
	d	L	d1	M						
FRDX10-04050-2200	50	40	22.00	M11	4	RD..1003..	MS3509A	MC35-3V	–	ETF15
FRDX10-05050-2200	50	40	22.00	M11	5					
FRDX10-06052-2200	52	40	22.00	M11	6					
FRDX10-04050-2540	50	50	25.40	M13	4					
FRDX10-05050-2540	50	50	25.40	M13	5					
FRDX10-05063-2540	63	50	25.40	M13	5					
FRDX10-06063-2540	63	50	25.40	M13	6					
FRDX10-06066-2540	66	50	25.40	M13	6					
FRDX10-06080-2540	80	50	25.40	M13	6					

搭配刀片 Insert P.245 切削條件表 Cutting Condition P.603

※ 型號後端 -C 為出水孔設計。 Product number end in -C are coolant-through design.

應用材質 Work Material	碳素鋼 Carbon Steels	合金鋼 Alloy Steels		調質鋼 Hardened Steels		不銹鋼 Stainless Steels	鑄鐵 Cast Iron	鋁合金 Aluminum Alloys	高溫合金 High-Temp Alloys
	HRC<20	HRC20~30	HRC30~45	HRC45~55	HRC55~63		HRC<30		HRC<30
	◎	◎	◎	○	—	◎	◎	—	○

◎：第一推薦 First Recommend ○：第二推薦 Second Recommend —：不推薦 NO Recommend

FRD 圓角型銑刀盤

CORNER RADIUS FACE MILLING CUTTERS- FRD

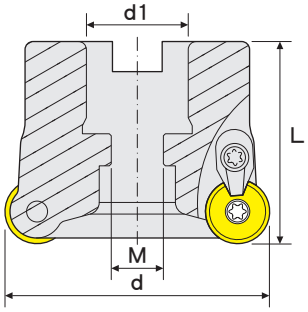

Milling Table 175

訂購編號 Order No.	尺寸 Dimensions (mm)				刀片數量 Teeth	搭配刀片 Insert	Screw	Wrench	Clamp	Wrench
	d	L	d1	M						
FRD10-05040-1600	40	40	16.00	M9	5	RD..10T3..	MS4009B	–	MC35-3V	ETF15
FRD10-04050-2200	50	50	22.00	M11	4					
FRD10-05050-2200	50	50	22.00	M11	5					
FRD10-05052-2200	52	50	22.00	M11	5					
FRD10-04050-2540	50	50	25.40	M13	4					
FRD10-05063-2540	63	50	25.40	M13	5					
FRD10-06080-2540	80	50	25.40	M13	6					
FRD10-06086-2540	86	50	25.40	M13	6					

搭配刀片 Insert P.246
切削條件表 Cutting Condition P.603

※ 型號後端 -C 為出水孔設計。 Product number end in -C are coolant-through design.

應用材質 Work Material	碳素鋼 Carbon Steels	合金鋼 Alloy Steels		調質鋼 Hardened Steels		不銹鋼 Stainless Steels	鑄鐵 Cast Iron	鋁合金 Aluminum Alloys	高溫合金 High-Temp Alloys
	HRC<20	HRC20~30	HRC30~45	HRC45~55	HRC55~63		HRC<30		HRC<30
	◎	◎	◎	○	—	◎	◎	—	○

◎：第一推薦 First Recommend　○：第二推薦 Second Recommend　—：不推薦 NO Recommend

FRD 圓角型銑刀盤

CORNER RADIUS FACE MILLING CUTTERS- FRD

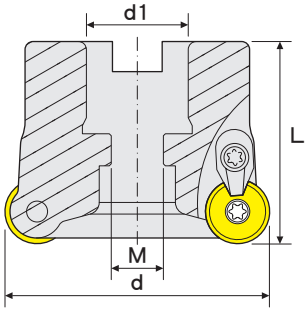

Milling Table 175

訂購編號 Order No.	尺寸 Dimensions (mm)				刀片數量 Teeth	搭配刀片 Insert	Screw	Wrench	Clamp	Wrench
	d	L	d1	M						
FRD16-03050-2200	50	50	22.00	M11	3					
FRD16-04052-2200	52	50	22.00	M11	4					
FRD16-05063-2700	63	50	27.00	M13	5					
FRD16-04066-2700	66	50	27.00	M13	4					
FRD16-05066-2700	66	50	27.00	M13	5					
FRD16-05080-2700	80	50	27.00	M13	5					
FRD16-06080-2700	80	50	27.00	M13	6					
FRD16-03063-2540	63	50	25.40	M13	3	RD..1604..	MS5011A	–	MC50V	ETF20
FRD16-04063-2540	63	50	25.40	M13	4					
FRD16-05063-2540	63	50	25.40	M13	5					
FRD16-04066-2540	66	50	25.40	M13	4					
FRD16-05066-2540	66	50	25.40	M13	5					
FRD16-04072-2540	72	50	25.40	M13	4					
FRD16-05080-2540	80	50	25.40	M13	5					
FRD16-06100-3175	100	50	31.75	M45	6					
FRD16-08160-5080	160	60	50.80	M64	8					

搭配刀片 Insert P.247
切削條件表 Cutting Condition P.603

※ 型號後端 -C 為出水孔設計。 Product number end in -C are coolant-through design.

應用材質 Work Material	碳素鋼 Carbon Steels	合金鋼 Alloy Steels		調質鋼 Hardened Steels		不銹鋼 Stainless Steels	鑄鐵 Cast Iron	鋁合金 Aluminum Alloys	高溫合金 High-Temp Alloys
	HRC<20	HRC20~30	HRC30~45	HRC45~55	HRC55~63		HRC<30		HRC<30
	◎	◎	◎	○	—	◎	◎	—	○

◎：第一推薦 First Recommend　○：第二推薦 Second Recommend　—：不推薦 NO Recommend

ERP 圓角型銑刀桿

CORNER RADIUS MILLING CUTTERS- ERP

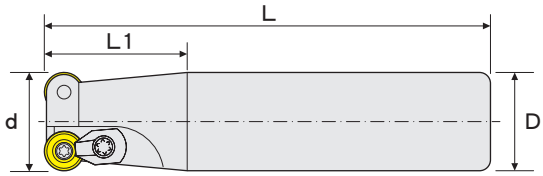

Milling Table 176

訂購編號 Order No.	尺寸 Dimensions (mm)				刀片數量 Teeth	搭配刀片 Insert	Screw	Wrench	Clamp	Wrench
	d	L1	L	D						
ERP08-02020-150L	20	35	150	20	2	RP..08T2..	MS2506A	ETF09	MC35-3V	ETF15
ERP08-02020-200L	20	35	200	20	2					
ERP10-02025-150L	25	40	150	25	2	RP..10T3..	MS3509A	–	MC35-3V	ETF15
ERP10-02025-200L	25	40	200	25	2					
ERP10-02025-250L	25	40	250	25	2					
ERP10-02026-150L	26	35	150	25	2					
ERP10-02026-200L	26	35	200	25	2					
ERP10-02026-250L	26	35	250	25	2					
ERP12-02025-150L	25	45	150	25	2	RP..1204..	MS4009A	–	MC35-3V	ETF15
ERP12-02025-200L	25	45	200	25	2					
ERP12-02025-250L	25	45	250	25	2					
ERP12-02026-150L	26	35	150	25	2					
ERP12-02026-200L	26	35	200	25	2					
ERP12-02026-250L	26	35	250	25	2					
ERP12-02032-150L	32	45	150	32	2		MS4011A	–	MC35-3V	ETF15
ERP12-02032-200L	32	45	200	32	2					
ERP12-03032-150L	32	45	150	32	3					
ERP12-03032-200L	32	45	200	32	3					
ERP12-03032-250L	32	45	250	32	3					
ERP12-03040-150L	40	35	150	32	3					
ERP12-03040-200L	40	35	200	32	3					
ERP12-03040-250L	40	35	250	32	3					
ERPX10-02020-150L	20	35	150	20	2	RP..1003..	MS4009A	ETF15	–	–
ERPX10-02020-200L	20	35	200	20	2					
ERPX10-02021-150L	21	25	150	20	2					
ERPX10-02021-200L	21	25	200	20	2					
ERPX10-02025-150L	25	40	150	25	2		MS4009A	–	MC35-3V	ETF15
ERPX10-02025-200L	25	40	200	25	2					
ERPX10-02026-150L	26	30	150	25	2					
ERPX10-02026-200L	26	30	200	25	2					

搭配刀片 Insert P.248, 249 切削條件表 Cutting Condition P.604

※ 型號後端 -C 為出水孔設計。 Product number end in -C are coolant-through design.

應用材質 Work Material	碳素鋼 Carbon Steels	合金鋼 Alloy Steels		調質鋼 Hardened Steels		不銹鋼 Stainless Steels	鑄鐵 Cast Iron	鋁合金 Aluminum Alloys	高溫合金 High-Temp Alloys
	HRC<20	HRC20~30	HRC30~45	HRC45~55	HRC55~63		HRC<30		HRC<30
	◎	◎	◎	○	—	◎	◎	—	○

◎：第一推薦 First Recommend ○：第二推薦 Second Recommend —：不推薦 NO Recommend

HRP 鎖牙式 - 圓角型銑刀頭

MODULAR HEADS- CORNER RADIUS MILLING CUTTERS- HRP

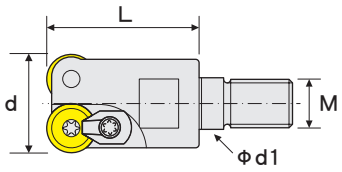

Milling Table 176

訂購編號 Order No.	尺寸 Dimensions (mm)				刀片數量 Teeth	搭配刀片 Insert	Screw	Wrench	Clamp	Wrench
	d	L	d1	M						
HRP12-02025	25	35	12.5	M12	2	RP..1204..	MS4009A	–	MC35-3V	ETF15
HRP12-02026	26	35	12.5	M12	2					
HRPX10-02020	20	30	10.5	M10	2	RP..1003..	MS4009A	ETF15	–	–
HRPX10-02021	21	30	10.5	M10	2					
HRPX10-02025	25	35	12.5	M12	2		MS4009A	–	MC35-3V	ETF15
HRPX10-03025	25	35	12.5	M12	3		MS4009A	ETF15	–	–
HRPX10-02026	26	35	12.5	M12	2		MS4009A	–	MC35-3V	ETF15
HRPX10-03030	30	35	12.5	M12	3					
HRPX10-03035	35	43	17.0	M16	3					
HRPX10-04035	35	43	17.0	M16	4					

➡ 搭配刀片 Insert P.248, 249 ➡ 搭配刀桿 Holder P.335, 336 ➡ 切削條件表 Cutting Condition P.604

※ 型號後端 -C 為出水孔設計。 Product number end in -C are coolant-through design.

應用材質 Work Material	碳素鋼 Carbon Steels	合金鋼 Alloy Steels		調質鋼 Hardened Steels		不銹鋼 Stainless Steels	鑄鐵 Cast Iron	鋁合金 Aluminum Alloys	高溫合金 High-Temp Alloys
	HRC<20	HRC20~30	HRC30~45	HRC45~55	HRC55~63		HRC<30		HRC<30
	◎	◎	◎	○	—	◎	◎	—	○

◎：第一推薦 First Recommend ○：第二推薦 Second Recommend —：不推薦 NO Recommend

FRP 圓角型銑刀盤

CORNER RADIUS FACE MILLING CUTTERS- FRP

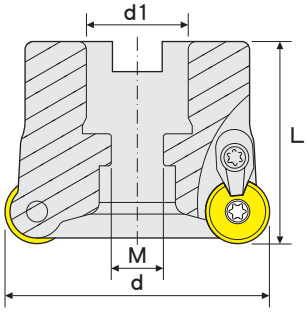

Milling Table 176

訂購編號 Order No.	尺寸 Dimensions (mm)				刀片數量 Teeth	搭配刀片 Insert	Screw	Wrench	Clamp	Wrench
	d	L	d1	M						
FRP12-04050-2200	50	50	22.00	M11	4	RP..1204..	MS4011A	—	MC35-3V	ETF15
FRP12-04050-2540	50	50	25.40	M13	4					
FRP12-05063-2540	63	50	25.40	M13	5					
FRP12-05066-2540	66	50	25.40	M13	5					
FRP12-06080-2540	80	50	25.40	M13	6					
FRP12-06100-3175	100	50	31.75	M13	6					

搭配刀片 Insert P.248, 249
切削條件表 Cutting Condition P.604

※ 型號後端 -C 為出水孔設計。 Product number end in -C are coolant-through design.

應用材質 Work Material	碳素鋼 Carbon Steels	合金鋼 Alloy Steels		調質鋼 Hardened Steels		不銹鋼 Stainless Steels	鑄鐵 Cast Iron	鋁合金 Aluminum Alloys	高溫合金 High-Temp Alloys
	HRC<20	HRC20~30	HRC30~45	HRC45~55	HRC55~63		HRC<30		HRC<30
	◎	◎	◎	○	—	◎	◎	—	○

◎：第一推薦 First Recommend　○：第二推薦 Second Recommend　—：不推薦 NO Recommend

ETCC- T 型銑刀桿

T-SLOT MILLING CUTTERS- ETCC

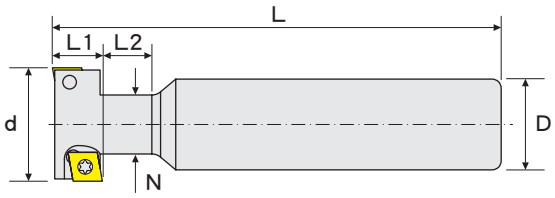

Milling Table 177

訂購編號 Order No.	尺寸 Dimensions (mm)						刀片數量 Teeth	搭配刀片 Insert	Screw	Wrench
	d	L1	L2	N	L	D				
ETCC06-02021-100L	21	9	16	10.0	100	16	2	CCMT0602.. CCGT0602..	TS2506	ETF07
ETCC06-04040-150L	40	9	17	19.8	150	20	4			
ETCC06-04025-090L	25	11	17	12.5	90	20	4			
ETCC06-04030-100L	30	11	20	14.0	100	25	4			
ETCC06-04040-150L-110C	40	11	15	19.8	150	20	4			
ETCC09-04040-110L	40	18	27	20.0	110	25	4	CCMT09T3.. CCGT09T3..	MS4011A	ETF15
ETCC09-04050-150L	50	18	15	24.8	150	25	4			
ETCC12-04050-140L	50	22	34	26.0	140	32	4	CCMT1204.. CCGT1204..	MS5011A	ETF20

搭配刀片 Insert P.440 切削條件表 Cutting Condition P.605

※ 型號後端 -C 為出水孔設計。 Product number end in -C are coolant-through design.

應用材質 Work Material	碳素鋼 Carbon Steels	合金鋼 Alloy Steels		調質鋼 Hardened Steels		不銹鋼 Stainless Steels	鑄鐵 Cast Iron	鋁合金 Aluminum Alloys	高溫合金 High-Temp Alloys
	HRC<20	HRC20~30	HRC30~45	HRC45~55	HRC55~63		HRC<30		HRC<30
	◎	◎	◎	—	—	◎	◎	◎	○

◎：第一推薦 First Recommend ○：第二推薦 Second Recommend —：不推薦 NO Recommend

FTCC- T 型銑刀盤

T-SLOT MILLING CUTTERS- FTCC

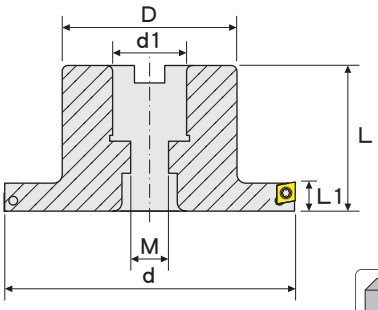

Milling Table 177

訂購編號 Order No.	尺寸 Dimensions (mm)					刀片數量 Teeth	搭配刀片 Insert	Screw	Wrench
	d	L1	L	D	d1				
FTCC06-08100-2540	100	8	50	60	25.40	8	CCMT0602.. CCGT0602..	MS2506A	ETF09
ETCC06-10125-3175	125	10	50	70	31.75	10			

搭配刀片 Insert P.440 切削條件表 Cutting Condition P.605

※ 型號後端 -C 為出水孔設計。 Product number end in -C are coolant-through design.

應用材質 Work Material	碳素鋼 Carbon Steels	合金鋼 Alloy Steels		調質鋼 Hardened Steels		不銹鋼 Stainless Steels	鑄鐵 Cast Iron	鋁合金 Aluminum Alloys	高溫合金 High-Temp Alloys
	HRC<20	HRC20~30	HRC30~45	HRC45~55	HRC55~63		HRC<30		HRC<30
	◎	◎	◎	—	—	◎	◎	◎	○

◎：第一推薦 First Recommend ○：第二推薦 Second Recommend —：不推薦 NO Recommend

EDDC 鳩尾槽型銑刀桿

DOVETAIL CUTTERS- EDDC

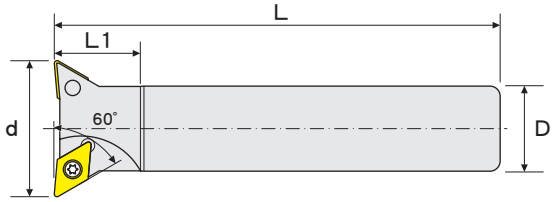

Milling Table 178

訂購編號 Order No.	尺寸 Dimensions (mm)				刀片數量 Teeth	搭配刀片 Insert	Screw	Wrench
	d	L1	L	D				
EDDC07-01016-100L	16	20	100	16	1	DCMT0702.. DCGT0702..	MS2506A	ETF09
EDDC07-01020-100L	20	25	100	20	1			
EDDC07-03025-120L	25	25	120	20	3			
EDDC07-03030-120L	30	25	120	20	3			
EDDC11-03040-150L	40	25	150	25	3	DCMT11T3.. DCGT11T3..	MS4011A	ETF15
EDDC11-03044-150L	44	25	150	25	3			
EDDC11-03050-120L	50	30	120	25	3			
EDDC11-03050-150L	50	30	150	32	3			
EDDC11-04056-150L	56	30	150	32	4			
EDDC11-04060-150L	60	30	150	32	4			

搭配刀片 Insert P.442 切削條件表 Cutting Condition P.605

※ 型號後端 -C 為出水孔設計。 Product number end in -C are coolant-through design.

應用材質 Work Material	碳素鋼 Carbon Steels	合金鋼 Alloy Steels		調質鋼 Hardened Steels		不銹鋼 Stainless Steels	鑄鐵 Cast Iron	鋁合金 Aluminum Alloys	高溫合金 High-Temp Alloys
	HRC<20	HRC20~30	HRC30~45	HRC45~55	HRC55~63		HRC<30		HRC<30
	◎	◎	◎	—	—	◎	◎	◎	○

◎：第一推薦 First Recommend ○：第二推薦 Second Recommend —：不推薦 NO Recommend

鎖牙式 - S220 鎢鋼平銑刀頭 - 標準型 - 4 刃

THREAD- S220 MICRO GRAIN CARBIDE END MILLS- Square Type- 4F

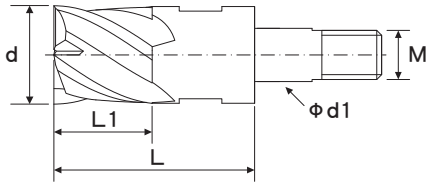

Milling Table 179

白刀訂購編號 Uncoated Order No.	鍍膜訂購編號 Coated Order No.	尺寸 Dimensions (mm)					刃數 Flutes	Wrench
		d	L1	L	螺紋 Thread	d1		
CHS40800	CHS40800A	8	8	17.0	M4×0.7	4.5	4	TC06
CHS41000	CHS41000A	10	10	20.0	M5×0.8	5.5	4	TC07
CHS41200	CHS41200A	12	12	23.2	M6×1.0	6.5	4	TC08
CHS41600	CHS41600A	16	16	30.0	M8×1.25	8.5	4	TC11
CHS42000	CHS42000A	20	20	37.2	M10×1.5	10.5	4	TC15
CHS42500	CHS42500A	25	25	44.7	M12×1.75	12.5	4	TC19
CHS43200	CHS43200A	32	32	55.2	M16×2.0	17.0	4	TC24

➡ 搭配刀桿 Holder P.335, 336 ➡ 切削條件表 Cutting Condition P.606

※ 型號後端 -C 為出水孔設計。 Product number end in -C are coolant-through design.

應用材質 Work Material	碳素鋼 Carbon Steels	合金鋼 Alloy Steels		調質鋼 Hardened Steels		不銹鋼 Stainless Steels	鑄鐵 Cast Iron	鋁合金 Aluminum Alloys	高溫合金 High-Temp Alloys
	HRC<20	HRC20~30	HRC30~45	HRC45~55	HRC55~63		HRC<30		HRC<30
	◎	◎	◎	○	—	○	◎	○	—

◎：第一推薦 First Recommend ○：第二推薦 Second Recommend —：不推薦 NO Recommend

鎖牙式 - S220 鎢鋼圓鼻銑刀頭 - 標準型 - 4 刃

THREAD- S220 MICRO GRAIN CARBIDE END MILLS- Corner Radius- 4F

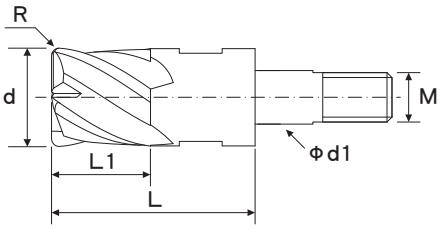

Milling Table 179

白刀訂購編號 Uncoated Order No.	鍍膜訂購編號 Coated Order No.	尺寸 Dimensions (mm)						刃數 Flutes	Wrench
		d	R 角	L1	L	螺紋 Thread	d1		
CHCR4080005	CHCR4080005A	8	0.5R	8	17.0	M4×0.7	4.5	4	TC06
CHCR4080010	CHCR4080010A	8	1.0R	8	17.0	M4×0.7	4.5	4	TC06
CHCR4080020	CHCR4080020A	8	2.0R	8	17.0	M4×0.7	4.5	4	TC06
CHCR4100005	CHCR4100005A	10	0.5R	10	20.0	M5×0.8	5.5	4	TC07
CHCR4100010	CHCR4100010A	10	1.0R	10	20.0	M5×0.8	5.5	4	TC07
CHCR4100020	CHCR4100020A	10	2.0R	10	20.0	M5×0.8	5.5	4	TC07
CHCR4120010	CHCR4120010A	12	1.0R	12	23.2	M6×1.0	6.5	4	TC08
CHCR4120020	CHCR4120020A	12	2.0R	12	23.2	M6×1.0	6.5	4	TC08
CHCR4120030	CHCR4120030A	12	3.0R	12	23.2	M6×1.0	6.5	4	TC08
CHCR4160010	CHCR4160010A	16	1.0R	16	30.0	M8×1.25	8.5	4	TC11
CHCR4160020	CHCR4160020A	16	2.0R	16	30.0	M8×1.25	8.5	4	TC11
CHCR4160030	CHCR4160030A	16	3.0R	16	30.0	M8×1.25	8.5	4	TC11
CHCR4200020	CHCR4200020A	20	2.0R	20	37.2	M10×1.5	10.5	4	TC15
CHCR4200030	CHCR4200030A	20	3.0R	20	37.2	M10×1.5	10.5	4	TC15
CHCR4200040	CHCR4200040A	20	4.0R	20	37.2	M10×1.5	10.5	4	TC15

搭配刀桿 Holder P.335, 336
切削條件表 Cutting Condition P.606

※ 型號後端 -C 為出水孔設計。 Product number end in -C are coolant-through design.

應用材質 Work Material	碳素鋼 Carbon Steels	合金鋼 Alloy Steels		調質鋼 Hardened Steels		不銹鋼 Stainless Steels	鑄鐵 Cast Iron	鋁合金 Aluminum Alloys	高溫合金 High-Temp Alloys
	HRC<20	HRC20~30	HRC30~45	HRC45~55	HRC55~63		HRC<30		HRC<30
	◎	◎	◎	○	—	○	◎	○	—

◎：第一推薦 First Recommend　○：第二推薦 Second Recommend　—：不推薦 NO Recommend

鎖牙式 - S220 鎢鋼球型銑刀頭 - 標準型 - 4 刃

THREAD- S220 MICRO GRAIN CARBIDE END MILLS- Ball Nose- 4F

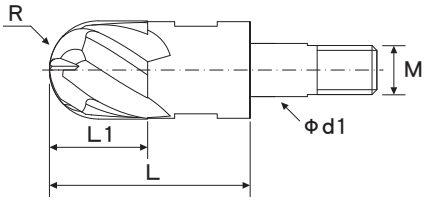

Milling Table 180

白刀訂購編號 Uncoated Order No.	鍍膜訂購編號 Coated Order No.	尺寸 Dimensions (mm)					刃數 Flutes	Wrench
		半徑 R	L1	L	螺紋 Thread	d1		
CHB40400	CHB40400A	4.0R	8	17.0	M4×0.7	4.5	4	TC06
CHB40500	CHB40500A	5.0R	10	20.0	M5×0.8	5.5	4	TC07
CHB40600	CHB40600A	6.0R	12	23.2	M6×1.0	6.5	4	TC08
CHB40800	CHB40800A	8.0R	16	30.0	M8×1.25	8.5	4	TC11
CHB41000	CHB41000A	10.0R	20	37.2	M10×1.5	10.5	4	TC15
CHB41250	CHB41250A	12.5R	25	44.7	M12×1.75	12.5	4	TC19

搭配刀桿 Holder P.335, 336
切削條件表 Cutting Condition P.607

※ 型號後端 -C 為出水孔設計。 Product number end in -C are coolant-through design.

應用材質 Work Material	碳素鋼 Carbon Steels	合金鋼 Alloy Steels		調質鋼 Hardened Steels		不銹鋼 Stainless Steels	鑄鐵 Cast Iron	鋁合金 Aluminum Alloys	高溫合金 High-Temp Alloys
	HRC<20	HRC20~30	HRC30~45	HRC45~55	HRC55~63		HRC<30		HRC<30
	◎	◎	◎	○	—	○	◎	○	—

◎：第一推薦 First Recommend　○：第二推薦 Second Recommend　—：不推薦 NO Recommend

鎢鋼抗震刀桿

CARBIDE ANTI-VIBRATION HOLDER

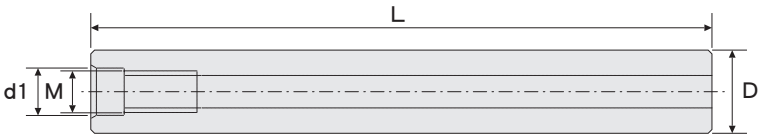

訂購編號 Order No.	尺寸 Dimensions (mm)			
	螺紋 Thread	柄徑 D	d1	全長 L
LCL008-060L	M4 × 0.7	8	4.5	60
LCL008-100L	M4 × 0.7	8	4.5	100
LCL008-120L	M4 × 0.7	8	4.5	120
LCL010-075L	M5 × 0.8	10	5.5	75
LCL010-100L	M5 × 0.8	10	5.5	100
LCL010-150L	M5 × 0.8	10	5.5	150
LCL012-075L	M6 × 1.0	12	6.5	75
LCL012-100L	M6 × 1.0	12	6.5	100
LCL012-150L	M6 × 1.0	12	6.5	150
LCL012-200L	M6 × 1.0	12	6.5	200
LCL016-100L	M8 × 1.25	16	8.5	100
LCL016-150L	M8 × 1.25	16	8.5	150
LCL016-200L	M8 × 1.25	16	8.5	200
LCL016-250L	M8 × 1.25	16	8.5	250
LCL020-100L	M10 × 1.5	20	10.5	100
LCL020-150L	M10 × 1.5	20	10.5	150
LCL020-200L	M10 × 1.5	20	10.5	200
LCL020-250L	M10 × 1.5	20	10.5	250
LCL020-300L	M10 × 1.5	20	10.5	300
LCL025-100L	M12 × 1.75	25	12.5	100
LCL025-150L	M12 × 1.75	25	12.5	150
LCL025-200L	M12 × 1.75	25	12.5	200
LCL025-250L	M12 × 1.75	25	12.5	250
LCL025-300L	M12 × 1.75	25	12.5	300
LCL032-100L	M16 × 2.0	32	17.0	100
LCL032-150L	M16 × 2.0	32	17.0	150
LCL032-200L	M16 × 2.0	32	17.0	200
LCL032-250L	M16 × 2.0	32	17.0	250
LCL032-300L	M16 × 2.0	32	17.0	300

鎢鋼抗震刀桿 - 頸型

CARBIDE ANTI-VIBRATION HOLDER- NECK



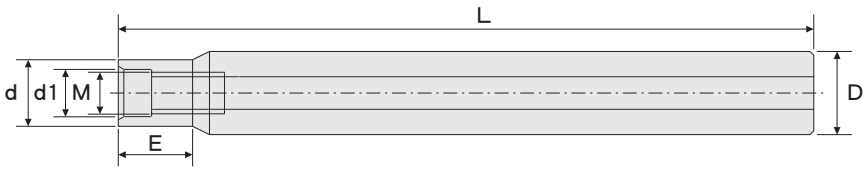

訂購編號 Order No.	尺寸 Dimensions (mm)					
	螺紋 Thread	刃徑 d	d1	有效長 E	全長 L	柄徑 D
LCN011-075L-030E	M6 × 1.0	11.7	6.5	30	75	12
LCN011-100L-040E	M6 × 1.0	11.7	6.5	40	100	12
LCN011-150L-050E	M6 × 1.0	11.7	6.5	50	150	12
LCN015-100L-040E	M8 × 1.25	15.7	8.5	40	100	16
LCN015-150L-050E	M8 × 1.25	15.7	8.5	50	150	16
LCN019-100L-040E	M10 × 1.5	19.5	10.5	40	100	20
LCN019-150L-050E	M10 × 1.5	19.5	10.5	50	150	20
LCN019-200L-060E	M10 × 1.5	19.5	10.5	60	200	20
LCN024-100L-040E	M12 × 1.75	24.5	12.5	40	100	25
LCN024-150L-050E	M12 × 1.75	24.5	12.5	50	150	25
LCN024-200L-060E	M12 × 1.75	24.5	12.5	60	200	25
LCN024-250L-080E	M12 × 1.75	24.5	12.5	80	250	25
LCN031-100L-040E	M16 × 2.0	31.5	17.0	40	100	32
LCN031-150L-050E	M16 × 2.0	31.5	17.0	50	150	32
LCN031-200L-060E	M16 × 2.0	31.5	17.0	60	200	32
LCN031-250L-080E	M16 × 2.0	31.5	17.0	80	250	32

連接式扭力扳手

TORQUE WRENCH

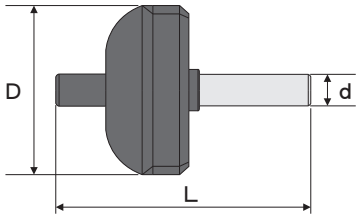

訂購編號 Order No.	d	L	D	建議使用起子頭 Bit Torx	扭力值 Torque	
					N.m	In-ld
TH06	10	76.25	52	T6	0.6	5.3
TH07				T7	0.9	8.0
TH08				T8	1.2	10.6
TH09				T9	1.4	12.4
TH10				T10	2.0	17.7
TH15				T15	3.0	26.6
TH20				T20	5.0	44.3

特色 Features：

1. 適用於需要固定扭力設定要求的工業和工作。
   Preset torque tool for industrial applicabons.
2. 符合人體工學的 T 型握把設計，操作容易，使用安全。
   Ergonomic T-handle provides user comfort and safety.
3. 更換式接桿，方便使用者依不同使用場合而調整。
   Removable extension shaft allows for increased access.
4. 當施力到達固定值時，握把會有一回轉力及 " 喀嚓 " 聲來提醒使用者，避免超過扭力值而造成物件損壞。
   Tactile overrun when torque is reached preventing damage to fasteners.

梅花螺絲尺寸規格表

TORX SCREW SIZE

螺 絲 Screw	尺寸 Dimensions (mm)						訂購編號 Order No.
	螺紋 Thread	D	L1	L	K°	扳手 Wrench	
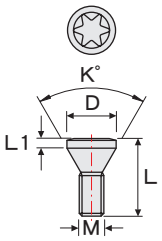	M1.6×0.35	2.35	0.50	3.0	50°	T06	MS1603B
		2.35	0.50	4.0	50°	T06	MS1604B
		2.50	0.65	4.0	70°	T06	MS1604C
		2.65	0.55	3.0	70°	T06	MS1603A
		2.65	0.55	4.0	70°	T06	MS1604A
	M1.8×0.35	2.35	0.50	4.0	50°	T06	MS1804B
		2.40	0.70	4.1	60°	T06	MS1804A
		2.40	0.70	5.0	60°	T06	MS1805A
		2.50	0.45	4.3	60°	T06	TS1801
	M2.0×0.40	2.70	0.50	3.3	60°	T06	MS2003A
		2.70	0.50	4.0	60°	T06	MS2004A
		2.70	1.00	4.0	60°	T06	MS2004C
		2.70	0.50	5.0	60°	T06	MS2005A
		2.70	0.60	5.0	70°	T06	TS2003
		3.05	0.50	5.0	60°	T06	MS2005B
	M2.2×0.45	2.75	1.00	4.5	60°	T07	MS2205C
		3.10	0.40	5.5	60°	T07	MS2206F
		3.10	0.60	5.5	60°	T06	TS2205
		3.10	0.90	5.0	60°	T07	MS2205A
		3.10	0.90	6.0	60°	T07	MS2206A
	M2.5×0.45	3.40	0.50	4.8	50°	T07	MS2505C
		3.40	0.50	5.5	50°	T07	MS2506C
		3.50	0.50	5.6	50°	T07	TS2535
		3.50	0.50	6.0	60°	T08	TS2515
		3.50	0.70	5.0	60°	T08	MS2505E
		3.50	0.70	5.4	60°	T08	TS2512
		3.50	0.70	6.0	60°	T08	MS2506E
		3.50	0.85	7.4	60°	T08	TS2511
		3.50	0.90	6.0	45°	T09	MS2506A
		3.50	0.90	8.0	45°	T09	MS2508A
		3.50	0.90	5.0	60°	T09	MS2505B
		3.50	0.90	6.0	60°	T09	MS2506B
		3.50	0.90	8.0	60°	T09	MS2508B
		3.60	0.90	6.0	60°	T08	TS2504
		3.60	0.70	6.5	50°	T08	TS2507
		3.60	0.70	5.5	43°	T08	TS2502
		4.00	0.55	6.5	圓弧 Round	T09	TS2517
		4.50	0.30	7.0	60°	T08	MS2507G
	M3.0×0.50	3.80	0.70	6.0	40°	T09	MS3006B
		3.80	0.40	6.1	50°	T08	TS3016
		3.80	0.70	6.3	40°	T09	TS3002
		3.80	0.70	8.0	40°	T09	MS3008B
		3.95	0.55	6.5	60°	T08	MS3007K
		4.00	1.20	5.0	60°	T09	MS3005A
		4.00	1.20	6.0	60°	T09	MS3006A
		4.00	1.20	7.3	60°	T09	MS3008A
		4.00	1.20	10.0	60°	T09	MS3010A

梅花螺絲尺寸規格表

TORX SCREW SIZE

螺 絲 Screw	尺寸 Dimensions (mm)						訂購編號 Order No.
	螺紋 Thread	D	L1	L	K°	扳手 Wrench	
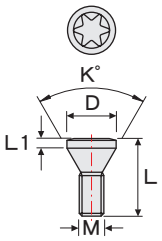	M3.0×0.50	4.40	1.20	8.0	60°	T10	MS3008C
		4.50	0.90	7.8	60°	T10	TS3006
		5.30	0.80	8.0	60°	T15	MS3008D
	M3.5×0.60	4.80	0.60	8.0	60°	T10	MS3508F
		4.80	1.00	9.5	60°	T10	MS3510E
		5.00	0.40	9.0	60°	T15	TS3504
		5.30	1.00	11.0	60°	T15	TS3505
		5.30	0.80	6.0	60°	T15	MS3506A
		5.30	0.80	7.0	60°	T15	MS3507A
		5.30	0.80	9.0	60°	T15	MS3509A
		5.30	0.80	12.0	60°	T15	MS3512A
		5.30	1.40	9.5	60°	T15	MS3509B
		5.30	1.40	12.0	60°	T15	MS3512B
		5.50	1.00	8.5	60°	T15	TS3503
		5.50	0.60	12.0	60°	T15	TS3520
		5.20	0.70	7.5	60°	T15	TS3521
		6.00	1.20	12.0	60°	T15	MS3512D
	M4.0×0.70	4.95	0.90	9.0	40°	T15	MS4009B
		5.00	0.65	10.0	40°	T15	TS4009
		5.20	1.20	12.8	43°	T15	MS4013F
		5.40	1.10	8.2	60°	T15	MS4008A
		5.40	1.10	9.0	60°	T15	MS4009A
		5.40	1.10	11.0	60°	T15	MS4011A
		5.60	0.50	7.5	90°	T10	MS4008C
		5.60	0.50	8.8	60°	T15	TS4005
		5.60	0.80	10.0	60°	T15	TS4023
		5.60	1.20	13.6	60°	T15	MS4014N
		5.70	0.90	11.0	60°	T15	TS4006
		5.70	1.00	10.0	60°	T15	TS4004
		5.70	1.20	11.0	50°	T15	MS4011G
		6.00	1.50	10.6	60°	T15	TS4008
		6.90	0.90	10.0	圓弧 Round	T15	TS4015
		7.10	0.90	13.6	60°	T15	MS4014M
	M4.5×0.75	5.80	0.50	9.0	60°	T10	MS4509TRV
		6.80	1.10	11.0	60°	T20	MS4511A
		6.80	1.10	16.0	60°	T20	MS4516A
	M5.0×0.80	7.00	1.10	11.0	60°	T20	TS5006
		7.00	0.80	17.0	60°	T20	MS5017D
		7.00	1.10	11.0	60°	T20	MS5011A
		7.00	1.10	14.0	60°	T20	MS5014A
		7.50	0.80	11.0	60°	T20	TS5007
		8.10	1.00	22.0	60°	T25	MS5022E
	M6.0×1.00	7.85	0.20	10.0	90°	T15	MS6010G

MEMO